

## Waterline Technologies, Inc.



Swimming Pool Equipment  
and Chemicals



### SANTA ANA HEADQUARTERS

620 North Santiago Street  
Santa Ana, CA 92701  
Toll-free: 800-464-7762  
Tel: 714-564-9100 • Fax: 714-564-9300



### PALM DESERT

42-570 Melanie Place  
Palm Desert, CA 92211  
Tel: 760-674-0995 • Fax: 760-674-0952



The International Sales and Marketing Division of  
Waterline Technologies Incorporated

### SATELLITE OFFICE

2010 West Avenue K (Box 656)  
Lancaster, CA 93536

Larry Sullivan  
Tel: 661-943-0506  
Fax: 661-943-5506

E-mail: [watertechintl@earthlink.net](mailto:watertechintl@earthlink.net)

## Waterline Technologies, Inc.



Swimming Pool Equipment  
and Chemicals



SINCE 1957

*"Let's Work Together"*



## COMMERCIAL CATALOG

CALL TOLL-FREE **800/464-7762** OR VISIT **WWW.WATERLINETECH.COM**



### MISSION STATEMENT

It is the mission of Waterline Technologies to be recognized as a knowledgeable and reliable source for the aquatic industry. We will provide our customers with satisfaction, technical support, education and honesty with solutions at competitive prices.

Kirk Buttermore, President  
Waterline Technologies



VISIT OUR WEBSITE AT  
[WWW.WATERLINETECH.COM](http://WWW.WATERLINETECH.COM)

### BRANCH OFFICES

**SANTA ANA**  
(Headquarters)  
620 North Santiago Street  
Santa Ana, CA 92701

Toll-free: 800-464-7762  
Tel: 714-564-9100  
Fax: 714-564-9300

**PALM DESERT**  
42-570 Melanie Place  
Palm Desert, CA 92211

Tel: 760-674-0995  
Fax: 760-674-0952

**LAS VEGAS**  
300 Coconut Grove Ct.  
Las Vegas, NV 89145

Toll-free: 800-464-7762  
Tel: 702-228-7524  
Fax: 702-360-3242

**WATERLINE  
TECHNOLOGIES  
INTERNATIONAL**

Please contact our  
International Sales  
Department:

Larry Sullivan  
Tel: 661-943-0506  
Fax: 661-943-5506  
[watertechintl@earthlink.net](mailto:watertechintl@earthlink.net)

Cover image:  
Bison Recreation Center  
Newport Beach, CA  
Constructed by Aquatic Technologies  
949/493-9548

### TERMS AND CONDITIONS

For years Waterline Technologies has worked hard to build an excellent reputation for service, selection, in-stock inventory and quality products. Together with our manufacturers, we hope to provide service and supplies to anyone, anywhere.

#### WARRANTY POLICIES – August 2003

Please read the following rules and company policy with regard to warranty. WTI-PSOC handles many different products with many different warranty regulations. We are very concerned with your warranty issue and will work hard to solve your problem. You must understand that the distributor cannot make a warranty decision without instruction from the manufacturer. We will facilitate your return or warranty but cannot be held responsible if the manufacturer deems the item was defective from instances not covered.

Warranty begins on the date of installation. You must have filled out your warranty card. We will not be liable for cost of labor of removing or installing products. Warranty extends to the original consumer who purchased the product and is not enforceable by any other party. Warranty does not cover damage caused by failure to maintain the water chemistry in conformity with the standards of the swimming pool industry or stray electrical current due to inadequate grounding.

Please ask our sales department for a copy of any manufacture's warranty statement.

Please inspect your shipment for damage upon receipt. You must note immediately with your shipping firm any damage to the container or possible damage to the product. Any damage caused in transit will not be grounds for warranty. Your claim must be filed with the shipping firm.

WTI-PSOC does not express or imply any warranty. All warranties are the responsibility of the manufacturer. WTI-PSOC expressly disclaims liability for any injury, loss, or damage arising from the use or inability to use any item sold by WTI-PSOC. WTI-PSOC's only obligation in lieu of all warranties expressed or implied is to replace any item proved to be defective.

#### HOW TO ORDER FROM WATERLINE TECHNOLOGIES - PSOC and information to apply for credit accounts.

Please read important information about your application for credit.

#### INFORMATION FOR CUSTOMERS WITH CREDIT ACCOUNTS

Thank you for your business. It is a pleasure to offer you credit as long as the terms of our agreement are met. All accounts are Net-30 days unless otherwise agreed to by our credit department. You will be sent a statement twice a month, typically on the 1st and the 16th. Please pay according to terms. We reserve the right to charge interest at the rates of 1.5% per month on the total balance of the account.

If accounts have credit cards for security, the account will be charged with the card on the 45th day. The account will become a cash only account from this point forward. No credit will be issued for accounts over the credit limit. The credit limit will be established as credit history is gained. Credit limit may be raised by the Accounting Manager only. Credit is a privilege to earn, not a right that has to be given.

#### PRICING POLICY

All prices are FOB Santa Ana, Palm Desert or Las Vegas. International accounts prices are FOB manufacture or Santa Ana. Terms are net 30 days. Prices are subject to change without notice. Sales tax will be applied to all customers unless a resale/exemption number is on file. All prices listed or quoted are subject to change without notice. Please take advantage of

our toll-free phone numbers to place an order or receive a quotation. Please request a proposal to be faxed to confirm your quote. We reserve the right to correct catalog mistakes and update pricing without prior notice.

#### SHIPPING POLICY

The cost of shipping your order is your responsibility unless otherwise negotiated. Orders shipped UPS Ground unless otherwise specified. Next Day, Second Day and Third Day service is available at extra cost. Please call for a proposal on expedited service shipping charges.

#### All orders FOB Santa Ana, California or origin unless otherwise negotiated.

If you are a Southern California customer please refer to our free delivery schedule. All deliveries are subject to a \$200 minimum.

#### RETURNS

All returns in original condition are subject to a 25% restocking fee. Returns will be accepted up to 30 days after shipment.

**Orders for custom merchandise or special orders cannot be canceled once processed, and are not returnable.**

Merchandise returned for credit must be mailed with a **Return Authorization Number** marked clearly on the outside of the box. You will be assigned a number when you call us for information regarding your return. All returns will be sent freight prepaid by the customer. No COD returns will be accepted.

#### HOURS OF OPERATION

Our customer service department is open Monday through Friday, 7:30 AM to 5:00 PM and Saturday 7:30 AM to 1:00 PM Pacific time. We are closed for the following Holidays: New Years, Memorial Day, Independence Day, Labor Day, Thanksgiving Day, Christmas Day.

#### INVOICING PROCEDURES

WTI-PSOC invoices are in triplicate described below.

**White copy** - this is the original signed copy retained by WTI.

**Yellow copy** - this is the billing copy sent to you twice a month.

**Blue copy** - this is the shipping/packing slip left at the job-site.

You may request a laser printed copy of all invoices. These are generated by the computer and will not have any customer signatures. Your proof of delivery must be attained by your receiving department and tracked by the blue packing slip copy of the original invoice.

Our billing system works very simply. You place an order with WTI and all items you request will appear on the first sales order. Any item not shipped on the first order shipment will not be billed. These items will create a backorder invoice to be shipped at a later date. These backorder invoices will carry dash numbers from the original invoice number.

Your original invoice may have all items extended but will not be charged for any item not delivered. The White and Yellow copy will be returned to WTI-PSOC to be extended and yellow sent to the customer with the statements. You should match the blue packing slip to your yellow billing copy for proof of shipment.

Our accounting system can track shipments to any shipping location, total items shipped to each location, track items sold by any vendor and keep track of any orders on backorder.

Please discuss your needs with the accounting department, they should be able to produce reports to meet any needs.

### TABLE OF CONTENTS

### SECTIONS

#### POOL AND SPA CHEMICALS, FILTER MEDIA & FILTER CLEANING PRODUCTS

PAGES 2-13

10

#### TEST KITS, CLEANING EQUIPMENT & SAFETY EQUIPMENT

PAGES 14-21

12

#### SKIMMER PARTS AND DRAIN FITTINGS, DECK AND SURFACE REPAIR PRODUCTS, POOL COATING, OUTDOOR FURNITURE

PAGES 22-29

16

#### POOL AND SPA FILTERS

PAGES 30-33

24

#### COMMERCIAL AND SUBMERSIBLE PUMPS/FOUNTAIN, POOL OR WATER FEATURE PUMPS

PAGES 34-39

26

#### POOL AND SPA CONTROLLERS, FLOW METERS, DOUBLE & SINGLE WALL CHEMICAL STORAGE TANKS, CHEMICAL & TABLET FEEDERS

PAGES 40-49

28

#### POOL, SPA & FOUNTAIN UNDERWATER LIGHTS/ELECTRICAL SUPPLIES

PAGES 50-52

30

#### RAYPAC POOL AND SPA HEATERS

PAGES 53

32

#### COMPETITIVE SWIMMING EQUIPMENT & AQUAVAC POOL CLEANERS

PAGES 54-57

38



OVER 500 PAGES OF MOST PUMPS,  
FILTERS, HEATERS, LIGHTS AND MANY,  
MANY MORE ITEMS.

**COMPLETE PRODUCT PARTS CATALOG**

CONTACT OUR SALES STAFF TO ORDER OUR  
FULL LINE REPLACEMENT PARTS CATALOG

CALL US TODAY



**1-800-464-7762**



Hasachlor® • Multi-Chlor® • Freshchlor®

NSF

HASA



Cool Filtered Liquid Chlorine

Hasachlor®

HASA, Inc. manufactures a new quality of Sodium Hypochlorite for water treatment, industrial and swimming pool use. With the installation of a submicron filtration system, HASA, Inc. is now manufacturing a higher quality sodium hypochlorite than has previously been available by manufacturers. This high quality product, Hasachlor®, will benefit many users of Industrial strength Sodium Hypochlorite or bleach. This product is recognized for clarity and reduced suspended solids, which will effectively solve a number of problems normally experienced by users of industrial bleach. The reduction of sus-

pended solids results in crystal clear, high quality, high stability bleach that will benefit all applications.

Drinking Water Applications

Concerns to the Drinking Water Industry using Sodium Hypochlorite as a disinfectant product have been varied. The reduction of suspended solids and transition metal ions in Hasachlor® will have a compound effect on this particular application. The reduced metals will reduce oxidation which will in turn increase stability of this product. The increased stability will result in a reduction in chlorate formation which is sensitive to drinking water applications.

When suspended solids are removed sludge is reduced and virtually eliminated in storage tanks. Pumps, valves and piping have longer lives and maintenance costs

are reduced with the use of Hasachlor®. When mixed at point of application with soft water, Hasachlor® will reduce calcification of pipes and feed systems.

Hasachlor® typical analysis of metals

Iron	<0.5 mg/l
Copper	<0.05mg/l
Nickel	<0.05mg/l

Hasachlor® typical chlorate levels

Chlorates	<1500 mg/l
-----------	------------

Other Applications

Chemical compounders can benefit from using this ultra filtered bleach for formulating. The purity of Hasachlor® will assure quality control for mixing formulas. Chemical distributors will benefit in various markets with Hasachlor® and can be confident of the quality of all Hasachlor® distributed to their customers. Whether distributed as bulk or packaged product, distributors will receive the same ultra pure industrial strength bleach every time. The reduction of transition metal ions will assist in keeping all storage containers free of sediment and sludge and assist in increased stability.



Bulk Sodium Hypochlorite and Hydrochloric Acid



LIQUID CHLORINE

(SODIUM HYPOCHLORITE SOLUTION 12.5%)

10-2000	1 GALLON CONTAINER
10-2001	4 X 1 GALLON CASE
10-2002	5 GALLON CARBOY
10-2003	15 GALLON CARBOY
10-2005	53 GALLON DRUM
10-2006	4 X 1 GALLON CASE NON DEPOSIT
10-2010	2 X 1 GALLON CASE NON DEPOSIT
10-2007	BULK CHLORINE, PER GALLON



HYDROCHLORIC ACID

(MURIATIC ACID)

110-3000	1 GALLON CONTAINER
10-3001	4 X 1 GALLON CASE
10-3002	5 GALLON CARBOY
10-3003	14 GALLON CARBOY
10-3004	53 GALLON DRUM
10-3006	4 X 1 GALLON CASE NON DEPOSIT
10-3010	2 X 1 GALLON CASE NON DEPOSIT
10-3007	BULK ACID, PER GALLON



5 Gallon Deposit Carboy



15 Gallon Deposit Carboy



53 Gallon Deposit Drum

HASA SANI-CLOR

HASA SANI-CLOR is a sodium hypochlorite solution marketed for use in the treatment of water in swimming pools, spas, and hot tubs. With the one exception of chlorine gas it is the least expensive form of disinfecting swimming pool and spa water.

In addition to use as a disinfectant in pools and spas, HASA SANI-CLOR will oxidize organic contaminants such as suntan oils, soaps, body fluids, and chloramines. This makes HASA SANI-CLOR the perfect product for shocking (superchlorinating) the pool or spa. Shocking is recommended every 7-10 days, or whenever pools and spas have been heavily used, after rain and wind storms, or whenever the water loses sparkle or otherwise becomes discolored.

DIRECTIONS FOR USE:

HASA SANI-CLOR is generally added directly to pool or spa water. Outdoor pools must be stabilized with HASA pool conditioner to protect chlorine from the UV rays of the sun. Eleven (11) ounces of HASA SANI-CLOR will provide approximately 1.0 ppm available chlorine in 10,000 gallons of water. Maintain chlorine residual between 0.6 - 3.0 ppm in an unstabilized pool and between 1.5 - 3.0 ppm in a stabilized pool. HASA SANI-CLOR mixes instantly with pool and spa water. Disinfection starts immediately upon application destroying algae, bacteria, viruses, and other micro-organisms. To shock a pool, add one gallon HASA SANI-CLOR per 10,000 gallons of pool water. Available chlorine should reach a level of 10 - 15 ppm for superchlorination.

Swimming should be restricted until the free available chlorine residual has returned to normal maintenance levels.

HASA SANI-CLOR is available in a disposable 2/1 and 4/1 case, returnable 4/1 case, 15 and 53 gallon drums. HASA SANI-CLOR is also packaged as HASACHLOR, MULTI-CHLOR, and FRESH CHLOR.

HASA SANI-CLOR is even more economical in the 4/1 gallon returnable bottles and case. Using recyclable plastic bottles and cases saves the cost of expensive packaging which normally is thrown away.

HASA

MURIATIC ACID

For Swimming Pools Lowers pH and Alkalinity

Hasa MURIATIC ACID is an acidic solution of 31.45% hydrochloric acid in water, marketed for use in swimming pools, spas, and hot tubs. Hasa MURIATIC ACID mixes instantly with pool and spa water to reduce scale caused by high pH and/or high alkalinity.

DIRECTIONS FOR USE:

This product lowers pH to reduce scale. Use as required to maintain pH between 7.2 - 7.6. Use a reliable test kit. Do not overdose. When in doubt use less muriatic acid. To reduce pH, add one quart Hasa muriatic acid per 20,000 gallons of pool water per 24 hours. Add acid cautiously at deep end and at least one foot from pool wall. Pour slowly over as large an area as possible. The recirculating system (filter and pump) must be running while adding Hasa muriatic acid and for at least an hour after the addition. Repeat as necessary at 24 hour intervals.

Hasa Muriatic Acid is available in a disposable 2/1 and 4/1 case, returnable 4/1 case, 15 and 53 gallon drums.





■ CHLORINATING CONCENTRATE  
(DICHLOROISOCYANURIC ACID)

62% available chlorine in granular form. Totally soluble and quick dissolving, Chlorinating Concentrate is ideal for feeding directly into pool water.

10-1101	8 LBS. PLASTIC PAIL
10-1102	15 LBS. PLASTIC PAIL
10-1103	25 LBS. PLASTIC DRUM
10-1104	50 LBS. PLASTIC DRUM
10-1105	90 LBS. PLASTIC DRUM



■ GUARDEX BROMINATING TABLETS

Guardex brominating tablets offers you an alternative to chlorinating products. They come in easy to use 1" tablets and are one of the most reliable forms of pool and spa water sanitation available.

10-1224	15 LBS. PLASTIC PAIL
10-1225	25 LBS. PLASTIC PAIL
10-1226	50 LBS. PLASTIC PAIL



■ CHLORINATING TABLETS - 1"  
(TRICHLOROISOCYANURIC ACID)

1/2 oz., 1" Guardex Chlorinating Tablets contain 90% available chlorine for optimum sanitizing power. With built-in chlorine stabilizers and no fillers, these tablets make proper chlorine levels easy. Perfect for use in automatic feeders and floaters.

10-1111	15 LBS. PLASTIC PAIL
10-1112	30 LBS. PLASTIC PAIL
10-1113	50 LBS. PLASTIC PAIL



■ GUARDEX CONCENTRATE 90  
(TRICHLOROISOCYANURIC ACID)

The strongest available chlorine (90%) in granular form. Slow dissolving and totally soluble, Chlorinating Concentrate 90 should be used in white plaster pools only. Great for bottom treatment of black algae.

10-0092	2 LBS. BOTTLE
10-0096	30 LBS. PLASTIC PAIL



■ GIANT SIZE CHLORINATING TABLETS  
(TRICHLOROISOCYANURIC ACID)

These large, 8oz. 3" tablets have the sanitizing power of 90% available chlorine and built-in chlorine stabilizers to maintain proper chlorine levels in sunlight. For use in chlorine feeders, floaters and skimmers.

10-1122	16 LBS. 45 TAB PAIL
10-1123	25 LBS. 90 TAB PAIL
10-1124	50 LBS. 114 TAB PAIL UNWRAPPED
10-1125	90 LBS. 180 TAB PAIL UNWRAPPED



■ GUARDEX CONDITIONER  
(CYANURIC ACID)

100% cyanuric acid stabilizer for reducing chlorine loss due to the sun.

10-0070	4 LBS. PLASTIC PAIL (NOT GDX)
10-1136	6 LBS. PLASTIC PAIL
10-0079	100 LBS. DRUM (NOT GDX)
10-0074	50 LBS. PAIL A-30 (NOT GDX)



A GUARDEX CRYSTAL CLEAR MULTI-SHOCK

Multi-function shock that removes undesirable compounds and contaminants and makes water sparkle. Also contains clarifiers, filter aids, and a pH buffer to keep water sparkling clear. Can swim in 15 minutes.

10-1135	1 LBS. BAG MULTI-SHOCK
10-1137	25 LBS. PAIL MULTI-SHOCK



B GUARDEX SUPER CHLORINATOR 35 GRANULAR

Lithium hypochlorite based shock that dissolves quickly and completely. Highly recommended for pools with bleachable surfaces.

10-1132	1 LBS. BAG LITHIUM SHOCK
10-1133	5 LBS. PAIL LITHIUM SHOCK
10-1139	25 LBS. PAIL LITHIUM SHOCK



C CHLORINE FREE SHOCK - SUPER OXIDIZER

An oxygen based, non-chlorine shock that removes contaminants and makes water sparkle. Also lets you shock and swim in just 15 minutes.

10-1130	1 LBS. BAG (2 X 12 1/4 BAG)
10-1134	6 LBS. PAIL
10-1138	50 LBS. PLASTIC PAIL



D CALCIUM HYPOCHLORITE SHOCK - SUPER CHLORINATOR

Oxidizes undesirable compounds and contaminants restoring water sparkle. The calcium hypochlorite formula with 65% available chlorine also rids pool of resistant algae.

10-1131	1 LBS. BAG	10-2052	25 LBS PAIL
10-2058	5 LBS PAIL	10-0357	100 LBS. DRUM



E GUARDEX ALKALINITY INCREASER

An easy to use granular product that raises total alkalinity and acts as a buffer to prevent pH bounce.

10-1143	6 LBS. PAIL	10-1142	9 LBS. PLASTIC CONTAINER
---------	-------------	---------	--------------------------



F GUARDEX CALCIUM HARDNESS INCREASER

Raises calcium hardness of pool water to aid in the prevention of corrosion, etched plaster and other problems resulting from low calcium hardness.

10-1145	15 LBS. PAIL
---------	--------------



G GUARDEX PH INCREASER

A convenient granular product for raising the pH of pool water with minimal effect on overall alkalinity.

10-1146	6 LBS. PAIL
---------	-------------



H GUARDEX DRY-ACID - SODIUM BISULFATE (LOWER pH)

A granular product for slowly lowering pH of pool water. Safer to handle, use and store than liquid acids.

10-1140	3 LBS. CONTAINER	10-1141	8 LBS. CONTAINER
10-0108	40 LBS. PAIL		



POOL AND SPA CHEMICALS



■ SPA PERFECT

Specifically formulated for hot water. Regular use will greatly reduce the most common maintenance challenges that operators face: scumlines, foaming, cloudiness, odors, loading/short-cycling of the filter.

The concentrated solution powerfully biodegrades contaminants, yet is completely harmless and non-irritating to people. Safe to use in all spas. Dramatically improves water quality.

10-0673	SPA PERFECT, 16 OZ.	10-0674	SPA PERFECT, 34 OZ.
10-0678	SPA PERFECT, 2 LITER		



Eliminates & removes scum, chloramine odor and cloudy water by utilizing the power of enzymes.

■ POOL PERFECT

Prevents scum lines, cloudy water, and skin and eye irritation - easing maintenance, extending the filter cycle and greatly improving water quality. Pool Perfect Breaks down organic contaminants to their original components, such as carbon dioxide and water; they essentially disappear. This reduces the volume of contaminants that normally combine with the sanitizer - eliminating the chemical odors and unpleasant swimming conditions commonly caused by high levels of chloramines. Concentrated formula is safe, natural and easy to use.

10-0671	POOL PERFECT, 68 OZ. ( 1 LITER )
10-0672	POOL PERFECT, 101 OZ. ( 3 LITER )
10-0680	POOL PERFECT, 5 GALLON
10-0679	POOL PERFECT, 55 GALLON DRUM



■ POOL FIRST AID

Pool First Aid combines powerful concentrated enzymes with an organic clarifier that is ideal for big clean ups. Gets rid of scum-lines, waterline ring, cloudy water, clogged filters and chemical odors with no scrubbing.

■ POOL FIRST AID AND CLEANING PRODUCTS

10-0670	POOL FIRST AID, 68 OZ. BOTTLE
10-0675	BIOCLEAR, 22 OZ. TRIGGER BOTTLE
10-0676	PATIO PERFECT, 22 OZ. BOTTLE

**Why use PHOSfree?**  
Your pool water is constantly being invaded by phosphates. What are phosphates? Phosphates are a primary nutrient or food source for algae. If you starve algae of this important food source, it cannot grow. Phosphates enter your pool from a variety of sources, including:

- lawn & garden fertilizers
- chemicals & cleaners
- rainwater & fill water
- body fluids & waste
- decaying vegetation and the list goes on...

■ PHOSfree

**PHOSfree** reduces the orthophosphate level in water to near zero. Normal sanitizer will prevent algae growth. When added to the skimmer, PHOSfree coats the filter with fine particles of natural lanthanum compounds.

These compounds convert the soluble phosphates into insoluble lanthanum phosphate, which are then no longer a usable food source for algae and remain trapped in the filter. The phosphate compounds are eliminated during normal backwashing or cleaning.

■ PHOSFREE

10-0681	PHOSFREE, 2L BOTTLE
10-0682	PHOSFREE, 3L BOTTLE



■ AUTOMATIC DOSAGE DISPENSER

Using the Automatic Dosage Dispenser provides a high degree of flexibility, easing manual maintenance and ensuring consistent, accurate dosing. Manufactured by Tate Western. NSF Approved.



■ AUTOMATIC DOSAGE DISPENSER

Natural Chemistry's Automatic Dispenser has been engineered to handle liquid dispensing applications accurately, utilizing a simple cost effective design. By adding small amounts of enzymes, or other liquid products, many times throughout the day rather than large doses less often, pools/spas will experience the products maximum performance.

Programmable cycles allow for dosage rates from a few ounces per week up to 67 gallons per day. Easy set-up, plug in or hard wire, voltage options of 115, 208, or 230 volt using wiring diagrams included. The model 300 pump head features sophisticated peristaltic technology for long pump tube life. Norprene pump tubing material provides durability and chemical compatibility.



■ FEED STATION

This all-welded heavy duty aluminum framework provides a strong, convenient stand-alone platform to mount an Automatic Dosage Dispenser and hold one container of Natural Chemistry 5 gallon liquid product.\*

10-0690	AUTO DOSAGE DISPENSER, 120 VOLT
10-0691	FEED STATION - HEAVY DUTY ALUMINUM

POOL AND SPA CHEMICALS

TOTAL ALKALINITY FIRST!

All pool owners want a safe, clean and comfortable swimming environment. For this reason various products are used to keep the chemistry of the pool water in balance. Most pool and spa owners understand that the anti-bacterial activity of a disinfectant works best when pool water pH is stable. What is least well understood is the importance of TOTAL ALKALINITY.

Total Alkalinity is the measure of the waters ability to act as a buffer (i.e.: to react as an acid or a base) to minimize changes in pH when acidic or basic pool chemicals or contaminants enter the water. Maintaining a proper level of total alkalinity greatly facilitates pH control - to which is necessary for optimum disinfectant activity and reduce the number of times that pH has to be adjusted. Improved pH control also reduces chloramine formation, which can cause eye irritation, unpleasant odor, and suppresses corrosion of pipes, heaters, walls and fixtures.

**So...What does this mean to the pool owner?**

It means that by checking and properly adjusting the pool water's alkalinity first, swimmers can enjoy that safe, clean and comfortable swimming environment while the pool owner saves money and time through optimized disinfection, minimized corrosion, and a reduction in the use of other chemicals.

For consumers who balance their own pool water, alkalinity increasers are available at any pool store. Pool service professionals find that the best product available for adjusting total alkalinity in your pool is Alkalinity First™ available in 50 pound, leak-proof bags.



10-1405 50lbs. BAG

Total Alkalinity in most cases should be 90-120 PPM.

USE SESQUI™ FOR BOTH ALKALINITY AND PH

Swimming pool water depends both on alkalinity and pH to maintain the balance needed for sanitizers to work and swimmers to enjoy their time in the pool.

Sesqui™ sodium sesquicarbonate provides this balance in a single treatment product. How? By working on both pH and alkalinity at the same time. Sesqui™ does this by combining the alkalinity reserve of bicarb and the pH increasing power of soda ash. It provides this combination in a pure, sparkling white product that is safe and easy to use.

Chemically speaking, Sesqui™ sodium sesquicarbonate is a distinct alkali product built by linking one part of bicarb (for alkalinity control) with one part of soda ash (to increase pH). It's able to lock in alkalinity because of its buffering power. And it can neutralize the acid introduced from sanitizers, swimmer load, or even rain and dirt in the pool. You set and get the right pH with one treatment - the first time and every time.

What's more, Sesqui™ is a single crystalline material, not a mix or a blend. That means it's uniform, easy to handle and pour, and won't separate during use. Sesqui™ is already hydrated, so it dissolves easily and it's less prone to lump up during storage. Adding Sesqui™ to a pool is a snap - it dissolves rapidly, lessening the chances of pool clouding and making for trouble-free application. So look to Sesqui™ as your one-step solution for pH and alkalinity control.

10-1424 50lbs. BAG

CALL WATERLINE SALES CONSULTANTS FOR ADDITIONAL CHEMICAL INFORMATION TODAY!



1-800-464-7762



POOL AND SPA CHEMICALS



OXY-BRITE PLUS - NON-CHLORINE SHOCK

This non-chlorine shock creates sparkling water and shock treats all in one step. Oxy-Brite's unique blue water brightening crystals literally brighten water while its shock treatment oxidizes organic contaminants that cause odors, skin and eye irritation, and cloudy water. Effective in chlorine and bromine pools.

10-0571	2 LBS. PLASTIC BOTTLE	10-0572	5 LBS. PLASTIC BOTTLE
10-0573	20 LBS. PAIL	10-0575	100 LBS. PLASTIC DRUM

Just a small amount of Clear Blue's super-concentrated formula adds sparkle while removing particles that dull pool water. A one-ounce dose treats up to 5,000 gallons.

10-0655	QT. BOTTLE, CLEAR BLUE	10-0654	GAL. BOTTLE, CLEAR BLUE
---------	------------------------	---------	-------------------------



STAIN AND SCALE CONTROL

STAINTRINE

Easy to use, fast acting stain removal power works without draining the pool. Metal stains and scale are quickly lightened or removed from pool walls while equipment is protected.

10-0209	QT. STAINTRINE	10-0211	GAL. BOTTLE STAINTRINE
---------	----------------	---------	------------------------

REMOVIT

This biodegradable, granular formula can quickly remove existing stains caused by iron, copper, cobalt, and manganese without draining the pool.

10-1244	2 LBS. BOTTLE, REMOVIT
---------	------------------------

CLEAN POOL SURFACES

HCL ADVANTAGE

Makes acid washing safer and more effective. When combined with muriatic acid, reduces fumes, thickens solution for longer cleaning action, and prevents bottom and drain staining.

TILE MAX PLUS

Professional-strength cleaner for tile, concrete, and vinyl-lined pools. Multi-acid gel clings to surfaces to make cleaning most effective.



CLEAN POOL SURFACES

DISSOLVE

Reduce your pool maintenance time with this professional-strength natural biodegradable formula. Enzyme cleaning action rids pools of oils, lotions, and organics that leave scumlines, clog filters, and create cloudy water and odors.

SPEED CLEAN CITRUS

Professional strength multi-purpose cleaner instantly cleans grease and grime from almost any surface with the power of citrus. Leaves behind the fresh scent of orange.

10-0220	QT. BOTTLE CITRUS CLEAN
---------	-------------------------



APPLIED BIOCHEMISTS

POOL AND SPA CHEMICALS

BLACK ALGAE CONTROL

BLACK ALGAETRINE - Destroys Black Algae

Specially developed for tough black algae, Black Algaetrine uses copper and exclusive penetrating agents to kill and prevent regrowth of even the most deeply rooted black algae cells. Allows swimming without waiting. Will not discolor water when used as directed.

10-0203	QT. BOTTLE, BLACK ALGAETRINE	10-0204	GAL. BOTTLE
---------	------------------------------	---------	-------------

SILVERTRINE

Eliminates tough black and mustard algae. Odorless and non-foaming.

10-0228	QT. BOTTLE, SILVERTRINE	10-0230	GAL. BOTTLE
---------	-------------------------	---------	-------------



ALGAE CONTROL

SWIMTRINE PLUS - One Formula Does It All

When you use Swimtrine Plus, there's no need to guess what type of algae you're facing. This highly concentrated copper algaecide quickly kills mustard and green algae and prevents all types of algae from recurring. Add a preventative dose weekly, and be algae free. Triple-cheated formula contains 9.3% copper.

10-0201	QT. BOTTLE, SWIMTRINE	10-0202	GAL. BOTTLE
<hr/>			
10-0205	QT. BOTTLE, SWIMTRINE 7.4		



MUSTARD ALGAE

YELLOWTRINE / PREVENT PLUS SYSTEM

Yellowtrine granular quickly rids pool of mustard outbreaks. Its fast-dissolving formula will destroy deposits without leaving a residue. Prevent Plus returns sparkle to pool water and prevents future deposit outbreaks. Used regularly, Prevent Plus will prevent yellow, green, and brown non-metallic stains and deposits while clarifying the water.

10-1247	3 LBS. BOTTLE, YELLOWTRINE	10-1248	25 LBS. PAIL
10-1249	QT. BOTTLE, PREVENT PLUS	10-1250	GAL. BOTTLE

FOAM OUT/CHLORINE OR BROMINE REMOVAL

FOAM OUT rids spa of foam caused by concentration of body oils and other materials. Fast-acting liquid suppresses foaming and sudsing in spas, hot tubs, therapeutic pools, fountains and pools.

10-0618	QT. BOTTLE, FOAM OUT	10-0619	GAL. BOTTLE
---------	----------------------	---------	-------------

CHLORINE OR BROMINE REMOVAL

Prevent pool or spa downtime due to excessive chlorine or bromine levels. Thio-trine reduces excessive sanitizer levels to a more comfortable, safer range.

10-0226	20 OZ. BOTTLE, THIOTRINE
---------	--------------------------



APPLIED BIOCHEMISTS





ARROW TILE CLEANING PRODUCTS

10-1002	QT. BOTTLE TILE SOAP
10-1012	QT. BOTTLE PRO-STRENGTH (RED)
10-1014	GAL. BOTTLE PRO-STRENGTH (RED)
10-1006	GAL. BOTTLE TILE SOAP



POOL AND SPA FLOATING CHLORINATORS

10-0477	SPA FLOATING CHLORINATOR
10-0478	POOL FLOATING CHLORINATOR
10-0479	SPA FLOATER
10-0480	DEEP CHLORINE FLOATER (OREQ)



**A** SODIUM BICARBONATE - Raise Alkalinity

10-1405	BICARBONATE OF SODA, UPD #1 FOOD
10-0086	50 LBS. PAIL, ALKALINITY PLUS (Bi-Carb)
10-1424	SODIUM SEQUACARBONATE, 50 LBS. BAG



**B** SODIUM CARBONATE - Soda Ash - Raise pH

10-1413	SODA ASH, 50 LBS. BAG
10-0087	50 LBS. PAIL, SODA ASH



**C** SODIUM THIOSULFATE - Reduces Chlorine and Bromine Levels

10-1427	SODIUM THIOSULFATE, 50 LBS.
10-1500	SODIUM THIOSULFATE, 45 LBS. PAIL



**D** CALCIUM CHLORIDE - Raises Calcium Levels

10-1446	CALCIUM CHLORIDE, 50 LBS. BAG
10-1502	CALCIUM CHLORIDE, 50 LBS. PAIL

BARREL PUMPS AND BARREL DOLLY

10-1443	HEAVY DUTY BARREL PUMP
10-1444	BUNG WRENCHES
10-1445	ADAPTER AND O-RING FOR BARREL PUMP
10-1447	BARREL DRUM DOLLY



A SIMPLE ADJUSTMENT OF ALKALINITY

Pool and spa operators and owners should test for alkalinity regularly. The amount of alkalinity increaser needed to raise alkalinity is easily calculated.

When total alkalinity testing is not available, it is still possible to safely increase the value to a more optimum level by using a pH test as a guide. If the pH is less than 7.2, the total alkalinity of the pool water will likely always be below 70 ppm. In this case, the addition of at least 60 ppm of alkalinity would be required. Adding 9 pounds of Alkalinity First™ for each 10,000 gallons of pool water will raise the total alkalinity by 60 ppm, and this will usually raise the pH of the pool water into the desirable range of 7.2 to 7.8.



DIVERSIFIED WATERSCAPES LAKE AND STREAM CHEMICALS

10-1044	F-10 FOAMKILL, GALLON BOTTLE
10-1045	F-20 ENVIRO CLEAR, GALLON BOTTLE
10-1046	F-40 ENVIRO BLUE, GALLON BOTTLE
10-1048	F-30 ALGAE CONTROL, GALLON BOTTLE
10-1049	F-55 BIO-ZYME, GALLON BOTTLE
10-1050	F-50 BIO PURE, 25 LBS. PAIL

Spring Cleaning

Assure the Health of Water Features

By Patrick Simmsgeiger

The summertime beauty and function of a pond, lake or water feature can be seriously threatened by problems which actually develop during the winter. Algae, aquatic weeds, fish kills and odors are all caused by a buildup of debris and a lack of oxygen. These conditions develop during the fall and winter. Start preventing summer disasters in the spring.

The water in our lakes is actually a solution of various chemicals and suspended organic materials. Various techniques enable water to achieve equilibrium — where natural decomposition is balanced with the amount of chemicals and organic materials entering the water. A program of clarification, proper water circulation, and sunlight suppression can correct winter contamination. These are far more desirable than severe measures, such as dredging and mechanical weed control.

Many Things happen during the winter that disrupt the equilibrium of water bodies

Some of the obvious things are increased debris from trees and activity from migrating and native waterfowl. Some things take place that you can't see.

More importantly, the process of biodegradation slows down in the winter. The organisms in the water that break down leaves, bird waste, and dead fish function very slowly, if at all. They simply can't keep up.

Fertilizers applied during the fall and winter also break down much more slowly. Landscape contractors apply nitrate forms of fertilizer (ammonium nitrate and calcium nitrate) to enable plants to obtain nitrogen and remain green during cooler times of the year.

Add it all up and you can see that the water in lakes, ponds, and water features need help in late winter and spring. Lake health depends upon spring renovation.

Spring Lake Renovation

The goal of spring renovation is to bring the body of water back to equilibrium before high summer temperatures and sunlight favor aquatic weeds and algae. The goal is to reduce organic matter suspended in the water, adjust the pH of water to be favorable to chemical breakdown, and to improve the oxygen content.

Lake Depth, Weeds, and Oxygen

Depending upon the size and depth of your water feature, some provision should be made to maintain circulation throughout the year. Circulation



Aqua Control Aerators

distributes oxygen through the entire volume of the water, improves decomposition of organic matter, and helps maintain an even temperature at all levels.

Fountains and Injectors

Floating, motorized pumps can be installed in lakes to pump air into the water (injector) or to pump the water into the air. While these will provide additional oxygen to a lake, they also increase the temperature of the lake to be more like the air above it. The air pumped into a lake will not be evenly distributed throughout without proper circulation. An injector that uses a pump on the lake shore can also inject oxygen into the lake through tubes stretched across the lake bottom. All these devices take energy to run and require maintenance to operate properly.

Editor's Note: Patrick Simmsgeiger is president of Diversified Waterscapes, Inc.



FILTER MEDIA

FILTER MEDIA

No one wants to look at murky pool water, let alone swim in it. Cloudy water, however, can be an even more disturbing sight to service techs because when the water isn't clear, it means something's wrong with the pool. That something could include the filter medium. It's the medium's job to remove even the smallest particles of dirt from the water that passes through the filter, and some media may do this better than others, depending on the pool, how it's used and how it's serviced. To accomplish particulate removal through filtration, there are many alternatives. Good filters stop particles from around 5 microns to 20 microns. Note that human hair is 70 microns and the lower limit of human sight is about 40 microns, so 5 or 20 is pretty tiny. Insure your filters are operating at the design flow rates and the proper amount of filter media is installed, this will result in the best water conditions possible.

A DIATOMACEOUS EARTH

A well maintained D.E. filter will polish the water better than any other filter type. When operating properly D.E. will pre-coat the grid with thousands of diatomite particles to polish the water. A D.E. filter cannot operate 24 hours, the regeneration process needs to work properly. All D.E. filters need to shut-down once a day.

10-1428	10 LBS. BAG
10-1432	25 LBS. BAG
10-1434	50 LBS. BAG



B PURE CELLULOSE FILTRATION MEDIA-D.E. ALTERNATIVE

CF-138 is a very fine D.E. media alternative that will filter down to 5 microns. This media will polish water to a level of clarity that has never been achieved before. Beware of very short filters cycles with old water. Best used when water is relatively new.

10-1402	CF-138 7.5 LBS.
10-1400	CF-138 25 LBS.



PERLITE FILTRATION MEDIA-D.E. ALTERNATIVE

AquaPerl is a new, lightweight filter media for swimming pools. It is engineered for use in diatomaceous earth (D.E.) filters and can be used as a direct "scoop for scoop" replacement of D.E. AquaPerl filter media pre-coats better, faster and more effectively than other filter aids.

10-1431	AQUA PERL 12.5 LBS
---------	--------------------



WASHED FILTER SAND - PEE GRAVEL

Filter sand is an extremely effective filter because of its ability to hold back coagulated precipitates containing impurities. Filter size, angularity and hardness are the important filter sand characteristics to insure proper filtering. Filter sand is tripled washed in the manufacturing process producing a squeaky clean filter sand that is virtually silt and fines free. Initial backwash cycles are reduced saving time and water during your start-up backwash cycle. AWWA and NSF 50 approved for drinking water and pools.

10-1435	1/4" X 1/8" WASHED PEE GRAVEL	10-1415	NSF LISTED FILTER SAND, 50 LBS.
10-1416	WASHED FILTER SAND #20, 100 LBS.		



ZEOBEST™ - NATURAL ZEOLITE

**Physical characteristics:**  
**Color:** Off-white **Size:** 14 x 30 mesh  
**Density:** 55 pounds per cubic foot  
ZEOBEST provides unsurpassed clarity in swimming pools as it filters particulates down to 3 microns.  
Zeolite absorbs significant amounts of various types of fluids and has high exchange rates for cations and organic compounds. Zeolite is a highly effective absorbent for ammonia, organic compounds, odors, sulfur dioxide gases.  
NSF Standard 61 and 50 approved.

**Ammonia Removal**  
ZEOBEST removes the ammonia produced from the decomposition of organic materials containing urea and proteins. The ammonia is ion exchanged into the ZEOBEST. A cubic foot of ZEOBEST will hold about 1.5 pounds of ammonia while the same amount of sand will hold less than 0.1 ounces of ammonia. Removing ammonia reduces chloramines formation, thus chemicals usage is reduced. ZEOBEST also removes heavy metals, mercaptans and other hazardous materials.

**Chloramines**  
Ammonia reacts with hypochlorite to reduce the hypochlorite disinfectant properties and produce the irritants mono- and dichloroamines. Chloramines are the cause of burning eyes. When chloramines are at unacceptable levels, soaking ZEOBEST with a 5 to 10% salt solution and backwashing removes the trapped ammonia.

**Use**  
One pound of ZEOBEST replaces two pounds of sand because the bulk density is about half that of sand. To remove any fine particles, backwash ZEOBEST thoroughly prior to bringing the filter online. Since ZEOBEST has a greater capacity for particulates, the time between backwashes can be increased. Salt regeneration may be needed as infrequently as once a year to remove ammonia. ZEOBEST should be replaced about as often as sand.



FILTER MAINTENANCE SUGGESTIONS

All filters are sized by the area of filtration. Each type of filter has an approved gallon per minute rating per square foot of filter area. You must know the area of filtration and multiply by the gallons per minute listed below.

Filter Type	Flow Rate/GPM	Backwash Rate/GPM
Hi-Rate Sand	12 to 20 GPM	12 to 20 GPM
Rapid Sand	3 GPM	12-15 GPM
Cartridge	.375 to 1 GPM	Hand Clean
Diatomaceous Earth	1.5 to 2 GPM	1.5 to 2 GPM

The amount of water flowing through your filter has a great impact on the filter cycle, or the length of time between backwashes. Obviously you would like this to be as long as possible. To determine this number multiply the filter area times the gallons per minute listed above for your type of filter. Remember that these are minimum and maximum numbers, you want to be somewhere in the middle. If your filter always seem to have short cycles your water must be moving to quickly through through the filter media bed, your filter may be too small.

Most importantly is the amount of flow through the media bed and the ability for a proper backwashing. Sand filters must have the above flow rate per filter vessel to achieve lifting of the sand bed to flush out debris. A DE filter must always shutdown once a 24-hour period and have enough water flow to clean the entire grid. Annual inspections will insure proper cleaning. During these inspections a sand filter's top three or four inches must be scrapped away and replaced. A DE filter grid must be inspected and cleaned looking to insure the entire grid is being cleaned, if only the bottom portion of the grid is clean the water flow during backwash is not sufficient. A cartridge filter is simply soaked and cleaned.

Most filtration systems shall be backwashed when the filter inlet pressure has increased 5-7 PSI. A simple suggestion would be to note the clean running pressure somewhere on the filter tank as a guide.

FILTER CLEANING PRODUCTS

A FILTER CLEANING PRODUCTS

Filter Cleanse for sand, cartridge, and DE filters. This multi-purpose granular formulation cleans and unclogs filters of grease, oils, and scale with a unique combination of acids and detergents. Special solution will gradually change from red to yellow as it cleans.

10-0587	2 LBS. BOTTLE, FILTER CLEANSE
---------	-------------------------------

B FILTER RINSE

Filter Rinse for sand filters. Fast to use sand filter cleaner. Just pour into pool skimmer to clear sand particles of caked-on organics and in-organics.

10-0656	QT. BOTTLE, FILTER RINSE
---------	--------------------------

C FILTER FRESH

This specially developed, acid-based liquid cartridge cleaner removes debris with its overnight soak and rinse formula. Regular treatment with Filter Fresh helps filters operate at maximum efficiency.

10-0514	QT. BOTTLE, FILTER FRESH
---------	--------------------------

IF YOU CAN NOT FIND WHAT YOUR LOOKING FOR. GIVE US A CALL!



THIS CATALOG CONTAINS ONLY A SMALL SAMPLE OF THE FULL LINE OF PRODUCTS WE HAVE IN STOCK.

OUR STAFF IS READY TO HELP...ON THE PHONE OR AT YOUR FACILITY



1-800-464-7762



RAINBOW LIFEGUARD TEST KITS

12-0001	DUO TEST KIT - "2 n 1" 3/4 oz. Oto and pH
12-0003	DOU TEST KIT - BROMINE "2 n 1" Oto and pH
12-0004	DELUXE DOU TEST KIT - "2 n 1" WITH PRO CELL
12-0005	DPD TEST KIT - DPD Pro Pool and Spa Test Kit

WATER HARDNESS / SPECIALTY TEST KITS

Total water hardness Test Kit. Total hardness in ppm or grains. 1/2 oz. #6 solution and 1/2 oz. #7 solution. Cyanuric acid test kit. Determine ppm of cyanuric acid. Test vial designed for positive read out. 8 oz. reagent bottle and plastic box.

12-0020	RAINBOW CYANURIC ACID TEST KIT
12-0022	RAINBOW WATER HARDNESS TEST KIT

RAINBOW REPLACEMENT SOLUTIONS FOR TEST KITS

12-0200	1/2 OZ. BOTTLES PER SET, OTO & PHENOL RED
12-0404	32 OZ. CYANURIC REAGENT
12-0406	128 OZ. CYANURIC REAGENT




GUARDEX TEST KITS - 4 N 1 SERIES

OTO or DPD with TA, pH, Acid demand in plastic case. Blue for OTO and Red for DPD.

12-0006	GUARDEX 4 IN 1 TEST KIT
12-0010	GUARDEX 4 IN 1 WITH DPD TEST KIT

GUARDEX TEST BLOCKS AND SOLUTIONS

12-0032	GUARDEX 4 IN 1 MIXING BLOCK
12-0034	GUARDEX W/DPD MIXING BLOCK
12-0260	1 OZ. #1 SOLUTION - ORTHO
12-0262	8 OZ. #1 SOLUTION - ORTHO
12-0266	1 OZ. #2 SOLUTION - pH
12-0270	8 OZ. #2 SOLUTION - PH
12-0274	1 OZ. #3 SOLUTION - TA
12-0278	1/2 OZ. #4 SOLUTION - THIOSULFATE
12-0280	1/2 OZ. #5 SOLUTION - ALKALINITY
12-0290	DPD #1 RAPID DISSOLVE TABLETS, 1000 TABLETS
12-0291	DPD #1 RAPID DISSOLVE TABLETS, 50 TABLETS
12-0292	DPD #3 TOTAL CHLORINE TABLETS, 1000 EACH
12-0294	DPD #3 RAPID DISSOLVE TABLETS, 50 TABLETS
12-0293	PHENOL RED TABLETS, 1000 EACH
12-0295	PHENOL RED TABLETS, 50 TABLETS



TEST STRIPS

AQUACHEK TEST STRIPS

AquaChek products simplify the work of pool and spa professionals worldwide, thanks to quick, one-dip testing and Easy Match Colors. These experts depend on AquaChek products to provide them with quick, simple and accurate results. They know AquaChek is the most advanced, reliable, yet easy-to-use test strip available.

AQUACHEK SILVER TEST STRIPS

12-0210	6 IN ONE TEST STRIP
Dip strip into water and remove immediately. Hold the strip level for 15 seconds. Compare Total Hardness, Total chlorine, Free Chlorine, pH, Total Alkalinity and Cyanuric Acid to the color charts. 100 Strips per bottle.	

AQUACHEK SALT TEST STRIPS

12-0211	SALTWATER TEST STRIP
Water test strips for salt as Sodium Chloride. For use with Chlorine generators.	

AQUACHEK YELLOW TEST STRIPS

12-0212	3 IN ONE TEST STRIP - CHLORINE
3 in one water test strip for Free chlorine, pH and Total Alkalinity.	

AQUACHEK RED TEST STRIPS

12-0216	3 IN ONE TEST STRIP - BROMINE
3 in one water test strip for Bromine, pH and Total Alkalinity.	

AQUACHEK PRO TEST STRIPS

12-0218	4 IN ONE TEST STRIPS - CHLORINE
4 in one water test strip for Total Chlorine, Free Chlorine, pH, and Total Alkalinity. Designed and packaged for professional use only. Not intended for retail sale.	

HANNA INSTRUMENTS

12-0102	TDS POCKET TESTER, DISTWP 2
With a range of 10.00 ppt (or 10,000) is perfect for Swimming Pool applications. Water proof ABS case. Calibration solution is available.	

pH/ORP HANDHELD TESTER

By utilizing an advanced microprocessor, HI 9023 is able to perform pH, ORP, ISE and temperature measurements for a long period of time without the need for frequent battery changes. The meter has three memorized buffer values, (pH 4.01, 7.01, 10.1) and automatic buffer recognition to avoid errors during calibrations.

ORP POCKET TESTER

The high-tech platinum electrode assures good accuracy together with fast response and excellent repeatability. In addition, the exclusive clogging resistant junction insures extended life for this tester, making clogging no longer a concern.

12-0114	SALINE POCKET TESTER, SALT WATER
Salt content of water in a pocket tester.	



The 2000 SERIES - COMMERCIAL KITS

The 2000 Series is designed for the kind of comprehensive, routine testing performed by service technicians, public and semi-public pool operators, environmental health specialists, and other professionals. The starter and the Test 4 kits can be built up to include all tests in the complete kits by adding the various replacements packs. All 2000 series test kits are packaged securely in injection molded, durable plastic carrying cases. These cases are stackable, have drainage holes, feature sturdy latches and hinges, and permit self-customization. Unless otherwise noted, these are DPD kits with a 9056 (high range) or 9057 (low range) comparator and come with .75 oz. reagents.

12-0087	COMPLETE - HIGH, 2 OZ.	K-2005C
---------	------------------------	---------

Same as K-2005 except features 2 oz. Reagents and larger carrying case.



THE PROFESSIONAL SERIES - MULTIPLE FUNCTION KITS

Taylor offers a wide selection of test combinations for comprehensive pool water analysis. As a series, these kits are distinguished by the accuracy of liquid-to liquid calorimetric testing, 2 oz. Reagents, and attache'-style carrying cases.

12-0083	PROFESSIONAL COMPLETE CHLORINE	K-1741C
Free & Total Chlorine 1.0 - 10 PPM pH 6.8 - 8.4 Acid & Base Demand Calcium Hardness Total Hardness		Free & Total Chlorine 0 - 3.0 PPM Total Alkalinity Cyanuric Acid Copper Iron
12-0084	PROFESSIONAL STR	K-1741STR
same as above except no Cyanuric acid		



TAYLOR REPLACEMENT REAGENTS

12-0430	.75 OZ. REAGENT #1 DPD	R-0001A
12-0431	2 OZ. REAGENT #1 DPD	R-0001C
12-0432	.75 OZ. REAGENT #2 DPD	R-0002A
12-0433	2 OZ. REAGENT #2 DPD	R-0002C
12-0434	.75 OZ. REAGENT #3 DPD	R-0003A
12-0435	2 OZ. REAGENT #3 DPD	R-0003C
12-0436	.75 OZ. PH INDICATOR SOL.	R-0004A
12-0437	2 OZ. PH INDICATOR SOL.	R-0004C
12-0438	4 OZ. PH INDICATOR SOL.	R-0004D
12-0439	16 OZ. PH INDICATOR SOL.	R-0004E
12-0439-1	32 OZ. PH INDICATOR SOL.	R-0004F
12-0440	.75 OZ. ADR REAGENT	R-0005A
12-0441	2 OZ. ADR REAGENT	R-0005C
12-0442	.75 OZ. BDR REAGENT	R-0006A
12-0443	2 OZ. BDR REAGENT	R-0006C
12-0444	.75 OZ. THIOSULFATE N/10	R-0007A
12-0445	2 OZ. THIOSULFATE N/10	R-0007C
12-0446	.75 OZ. TOTAL ALKA. IND.	R-0008A
12-0447	2 OZ. TOTAL ALKA. IND.	R-0008C
12-0448	.75 OZ. SULFURIC ACID .12N	R-0009A
12-0449	2 OZ. SULFURIC ACID .12N	R-0009C
12-0450	.75 OZ. CALCIUM BUFFER	R-0010A
12-0451	2 OZ. CALCIUM BUFFER	R-0010C
12-0452	10 GRAMS CAL. IND. POWDER	R-0011L-A
12-0453	75 GRAMS CAL. IND. POWDER	R-0011L-C
12-0454	.75 HARDNESS REAGENT	R-0012A
12-0455	2 OZ. HARDNESS REAGENT	R-0012C
12-0456	2 OZ. CYA REAGENT	R-0013C
12-0457	16 OZ. CYA REAGENT	R-0013E
12-0458	32 OZ. CYA REAGENT	R-0013F
12-0459	.75 OZ. ORTHOTOLIDINE	R-0600A
12-0462	50 GRAMS TDS RESIN	R-0809-11
12-0463	2 OZ. SODIUM CARBONATE .24N	R-0810C
12-0464	2 OZ. SULFURIC ACID .24N	R-0811C
12-0465	.75 OZ. IRON REAGENT #1	R-0851A
12-0466	.75 OZ. IRON REAGENT #2	R-0852A
12-0467	.75 OZ. COPPER REAGENT #1	R-0860A
12-0468	.75 OZ. COPPER REAGENT #2	R-0861A
12-0469	.75 OZ. TOTAL HARDNESS REAGENT	R-0854C
12-0470	2 OZ. PHENOL RED INDICATOR	R-1003J-C
12-0471	4 OZ. PHENOL RED INDICATOR	R-1003J-D
12-0472	16 OZ. PHENOL RED INDICATOR	R-1003J-E
12-0474	2 OZ. DE OX REAGENT	R-0867C
12-0473	2 OZ. CALCIUM IND. LIQUID	R-0011LC
12-0483	LONG RANGE INDICATOR	R-1003U-C
12-0484	RED INDICATOR	R-1003K-C
12-0285	#1 FAS-DPD INDICATOR	R-0870-1
12-0286	#2 BROMINE TITRATING	R-0872-C
12-0287	#3 CHLORINE TITRATING	R-0871-C
12-0288	#3 CHLORINE TITRATING	R-0871-F



## CLEANING EQUIPMENT

## ■ COMMERCIAL VACUUM HOSE

1 1/2" SERVICE KING WITH SWIVEL CUFF - BLUE/WHITE - 4 YEAR WARRANTY

12-0644 1 1/2" X 35'

12-0646 1 1/2" X 40'

12-0650 1 1/2" X 50'

2" SERVICE KING WITH REGULAR END FITTINGS - BLUE/WHITE - 4 YEAR WARRANTY

12-0659 2" X 50'

12-0658 2" X 75'

12-0660 2" X 100'

## ■ HEAVY DUTY COMMERCIAL VACUUM HOSE

1 1/2" HEAVY DUTY WITH REGULAR ENDS - TURQUOISE - 5 YEAR WARRANTY

12-0675 1 1/2" X 50'

12-0676 1 1/2" X 75'

2" HEAVY DUTY WITH REGULAR ENDS - TURQUOISE - 5 YEAR WARRANTY

12-0678 2" X 50'

12-0679 2" X 75'

## ■ VACUUM HOSE PARTS

## RIBBED PVC INSERT FITTING

12-0740 1 1/4" COUPLING

12-0742 1 1/2" COUPLING

12-0743 2" COUPLING

## HOSE TO WALL ADAPTER

12-0750 3/4" MIP X HOSE INSERT

12-0752 1 1/4" MIP X HOSE INSERT

12-0754 1 1/2" MIP X HOSE INSERT

12-0756 2" MIP X HOSE INSERT

12-0758 1 1/4" MIP X 1 1/2" HOSE INSERT

## POOL KING REPLACEMENT PARTS AND ACCESSORIES

12-0272 VAC-PREP

12-0694 1 1/2" REPAIR CUFF, GREY

12-0696 2" REPAIR CUFF, GREY

12-0673 1 1/2" SWIVEL CUFF, GREY

12-0674 2" SWIVEL CUFF, GREY


12-0702 1 1/4" REPAIR COUPLING

12-0704 1 1/2" REPAIR COUPLING

12-0706 2" REPAIR COUPLING

All stainless steel construction allows for years of trouble free service. Reel holds up to 100' KDI PARAGON COMMERCIAL POOL HOSE REEL of 2" diameter hose. Units are portable and designed to fit through a standard door.

16-1160 2" HOSE REEL 75151



A



B

## A POOL AND SPA VACUUM HEADS

## COMMERCIAL FLEXIBLE VACUUMS - PRO VAC

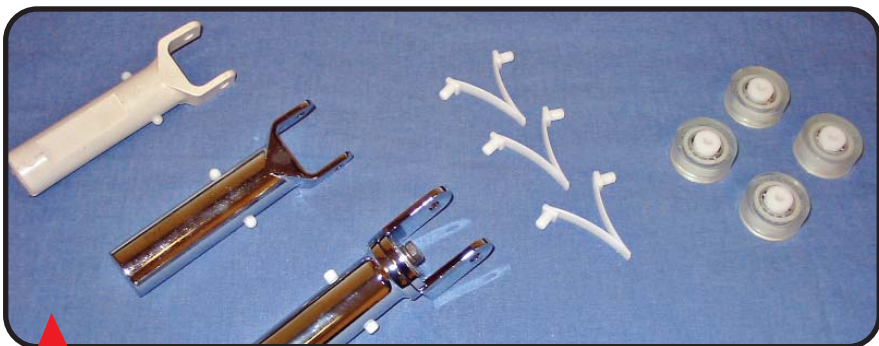
The PROVAC cleans a pool bottom in half the time, even with low flow suction. Its unique suction chamber concentrates vacuum velocity equally from both ends as well as front to back. Full width flex strips guide debris into the suction chamber where it is quickly removed. Reinforced at all stress points, the body is molded in one piece of flexible polyethylene. Lead weights are strategically placed for balance and ease of operation. All wheels are adjustable to increase or decrease the vacuum velocity as desired. Includes 1 1/2 in. vac hose swivel connection - 2 in. vac hose fits directly on vac head body. Each PROVAC is assembled with white "short leg" strips for leaves and large debris. A blue "long leg" strip is included for sand, silt and fine debris.

12-0821 RAINBOW PRO-VAC, 14" #214 12-0822 RAINBOW PRO-VAC, 22" #222

12-0823 RAINBOW PRO-VAC, 29" #229

B 12-0825 RAINBOW SUPER PRO-VAC, 41" #241

For increased speed in cleaning large commercial pools - 41 in. wide, dual port vacuum that includes all the features of the PROVAC. 22 ball bearing polyurethane wheels, suction chamber, strategic weighting and dual port manifold with handle joining assembly. Includes adapters for 1 1/2 in. and 2 in. vacuum hose.



## ■ VACUUM HEAD REPLACEMENTS PARTS - ALL MODELS

## VACUUM HEAD HANDELS

12-0850 #192 - MOLDED ABS - PLASTIC VACUUM HANDLE

12-0852 #152 - SNAP-ON, METAL - POLISHED CHROME SWIVEL HANDLE

12-0856 #154 - SNAP-ON, METAL - POLISHED CHROME HANDEL

## PROVAC REPLACEMENT PARTS

12-0846 POLYURETHANE DELUXE BALL BEARING WHEELS

12-0880 FLEX STRIP, BLUE - LONG LEG 12-0872 FLEX STRIP, WHITE - SHORT LEG

12-0873 SWIVEL FOR PRO-VAC

12-0876 RIGHT RETAINER PRO-VAC 12-0877 LEFT RETAINER - PRO-VAC

12-0878 SCREW FOR RETAINER - PRO-VAC

12-0879 SS SHAFT - PRO-VAC 12-1232 #170 - PLASTIC SPRING LOCK



## ■ TELESCOPIC &amp; STRAIGHT POLES - ALUMINUM AND FIBERGLASS

## SKIMLITE TELESCOPIC POLES

Patented Elipticlock system. These telescopic poles have lock assemblies that are built inside the tubes. This means no parts will fall out or break off on the job. The Elipticlock pole, made with blue and satin-clear anodized drawn tubing, also comes with a large drain hole that drains water three times faster than other poles.

12-1215 3-PIECE TELE-POLE UP TO 15 1/2 FT

12-1468 8 FT. TO 16 FT. ELIPTICLOCK, BLUE

Made with satin-clear anodized-drawn tubing, this telescopic pole stands up to all weather conditions. This pole is fitted with a special designed nylon lock system that has been pressed on the outside of the pole using more than a ton of pressure - it won't come off.

12-1462 8 FT. TO 16 FT. THD. LOCK

12-1467 12 FT. TO 24 FT. THD LOCK

12-1466 16 FT TO 32 FT. THD. LOCK

Pole comes with gold anodized tubing and deluxe hand grip.

12-1206 8 FT. TO 15 FT. ECONOMY POLE, GOLD

## Skimlite Pole replacement parts.

12-1424 SKIMLITE MALE FITTING

12-1426 SKIMLITE FEMALE FITTING

12-1428 SKIMLITE FERRULE FITTING

## RAINBOW FIBERGLASS TELESCOPIC AND STRAIGHT POLES

Construction is rigid fiberglass with EZ lock compression type locking device. Poles are manufactured to withstand abuse such as required by professional pool servicemen and in areas where protection from electrical shock is mandatory. Each pole has a bicycle type vinyl handle grip and UV protective coating to prevent splintering with age.

12-1201 2 PIECE TELE POLE 16 FT. METAL CAM - #812-16

12-1211 FIBERGLASS THD. LOCK, EXTENDS TO 16 FT. - #808-16

12-1266 FIBERGLASS THD. LOCK, EXTENDS TO 22 FT. - #808-22

12-1260 STRAIGHT FIBERGLASS POLE, 16 FT. - #818-16

12-1261 STRAIGHT FIBERGLASS POLE, 12 FT. - #818-12

12-1262 STRAIGHT FIBERGLASS POLE, 8 FT. - #818-8

For situations that require a long, straight pole that is difficult to ship or transport. Easily assembled on location. Extensions available to make up any length desired in 8' increments. Includes two predrilled fiberglass sections (one with grip and one with heavy duty tool adapter tip) and pole adapter sleeve with bolts and lock nuts. Total length 16'.

12-1263 ADAPT-A-POLE KIT #828-16

12-1264 8 FT. EXTENSION POLE

12-1265 POLE ADAPTER SLEEVE

## RAINBOW ALUMINUM STRAIGHT POLES

12-1202 12 FT. ALUM. STRAIGHT POLE #820-12

12-1204 16 FT. ALUM. STRAIGHT POLE #820-16

## ■ TELESCOPIC POLE PARTS

12-1213 E-Z LOCK CAM, FIBERGLASS POLE - WITH GLUE - #807

12-1216 ALUM. ECCENTRIC AND PLUG, SET CARDED - #803

12-1218 BRASS WING NUT AND BOLT - #155

12-1222 ALUM. POLE HANGAR - #143

12-1235 AQUALITY KRATON POLE GRIP

12-1230 TOOL ADAPTER - #147S

12-1232 PLASTIC SPRING LOCKS - #170

12-1236 CRUTCH TIPS

12-1267 RED GRIP POLE REPLACEMENT

## CLEANING EQUIPMENT

## ■ POOL AND SPA THERMOMETERS

## A RAINBOW THERMOMETERS

Tube thermometer, ABS plastic case, F & C Scale, 3 foot cord.

12-1006 RAINBOW PLASTIC, TUBE TYPE #127

Chrome Brass thermometer, blown glass tube secured in brass tubing, 3 ft. cord.

12-1008 RAINBOW CHROME, TUBE TYPE #130

Floating Leash prevents items from hanging up or floating away. 3 ft. cord and anchor plate.

12-1009 LEASH, 3 FOOT LEASH WITH ANCHOR PLATE

E-Z Read combo sink or float thermometer ABC with shatter proof magnifying lens. Snap- on/off flotation top, 3 ft. leash. w anchor plate. F and C scales.

12-1011 E-Z READ COMBO, SINK OR FLOAT #136

A



Floating thermometer, ABS tube, F and C scales, 3 ft. cord and flotation cap.

12-1014 PLASTIC FLOATING #133

B

## LETRO THERMOMETER

The Letro skimmer lid with thermometer removes the need to have a thermometer floating in the water. The easy to read dial thermometer in-sets in the skimmer lid. Please specify brand of skimmer. White lids only.

12-1020 FITS SWIMQUIP AND SWIMRITE

12-1022 FITS AMERICAN PRODUCTS

12-1021 LID ONLY FITS AMERICAN PRODUCTS

12-1027 THERMOMETER REPLACEMENT ONLY

## COMMERCIAL THERMOMETERS

12-1010 1/2" MIP STRAIGHT HEATER THERMOMETER

12-1012 1/2" MIP 90 ANGLE HEATER THERMOMETER

12-1028 1/2" MIP STAINLESS STEEL DIAL THERMOMETER


B



## ■ THE CADDY BOX

Organize your cleaning tools in this Easy-To-Carry plastic Caddy tool tote.

12-1981 CADDY BOX - POOL CLEANING TOTE BOX





## CLEANING EQUIPMENT



18" SUPER SCOOPER



20" RED BARON

## ■ PURITY PROFESSIONAL LEAF RAKES

Spot cleaner & complete spa cleaner with Superfine net mesh "gets it all" - Low drag.

12-1418 PURITY 14" SPA SCOOP SILT NET, WHITE / BLUE NET

12-1422 PURITY SPA SCOOPER, SLIT NET RENEW KIT

**A** Very first scoop/rake design in 1971. Same shape and size as Pro-lite series but with thinner frame.

12-1414 PURITY 18" SUPER SCOOPER, BLUE NET

12-1420 PURITY 18" SUPER SCOOPER, BLUE NET RENEW KIT

The #1 service tool w/replaceable parts. Very strong lightweight frame.

12-1415 PURITY 18" PRO-LITE LEAF RAKE, BLUE NET

12-1410 PURITY 18" PRO-LITE LEAF RAKE, BLUE NET SILT

(BLUE) - (3) piece plastic rim & large flexible net designed to hold in the maximum manageable load.

12-1416 PURITY PRO-LITE RENEW KIT, BLUE

Front strip replacement for the Pro-Lite series. The number one wear point.

12-1417 PURITY PRO-LITE LEADING EDGE

**B** (Red with Black Net) A larger version of the popular SuperScoop Pro-Lite w/ replaceable parts. Very strong lightweight frame.

12-1413 PURITY 20" RED BARON SUPERSCOOP

12-1412 PURITY 20" RED BARON SUPERSCOOP LEADING EDGE

12-1421 PURITY 20" RED BARON SUPERSCOOP SOFT MESH

12-1423 PURITY 20" RED BARON SUPERSCOOP RENEW KIT

12-1435 PURITY 24" GATOR SCOOP - 24" DEEP - SUPER STRONG

12-1436 PURITY GATOR SCOOP LEADING EDGE KIT

12-1419 PURITY 40" SUPER RAKE, BLUE NET

## ■ SKIMLITE LEAF SKIMMERS AND LEAF RAKES

Stainless steel leaf skimmers and rakes are made with plated, spring frames that won't break. Nets have heavy-duty screens and sewn seams - those wear-and tear points found in other products. A stainless steel rim covered with a protective poly tubing holds the net securely in place. Skimmer and rakes handles are made of cast aluminum and comes with a standard button-snap locking system.

12-1434 SKIMLITE SKIMMER, 8 IN. POCKET DEPTH, FINE MESH NET

12-1442 SKIMLITE LEAF RAKE, 16 IN. POCKET DEPTH, FINE MESH NET

12-1440 SKIMLITE LEAF RAKE, 16 IN. POCKET DEPTH, COARSE MESH NET



8" POCKET

16" POCKET-  
FINE MESH

## ■ RAINBOW LEAF TRAP AND REPLACEMENT PARTS

Leaf traps are designed to be used with automatic suction type tool cleaners or vacuum heads. They collect large amounts of leaves, twigs, rocks, hair pins, and other debris before reaching skimmer or pump basket.

#186 'Snap Open' Leaf Trap features snap-open and close lid, clear housing and large handle for ease of carrying. Traps debris in polyester bag.

12-1490 SNAP OPEN LEAF TRAP 1 1/2" COMPLETE - #186A

12-1491 SNAP OPEN LEAF TRAP 2" COMPLETE - #186B

#180 Leaf Trap for use with conventional vacuums only, polyester mesh trap bag.

12-1470 LEAF TRAP COMPLETE -O/S




## ■ RAINBOW LEAF EATER AND REPLACEMENT PARTS

**Leaf Eater.** Durable construction of molded plastic. Works with garden hose or automatic pool cleaner hose. Great for touch up work in pools equipped with pool cleaners. Wheels swivel for ease of turning. Garden or pool cleaner hose creates venture action to collect leaves in fine mesh or standard mesh bags.

12-1482 RAINBOW LEAF EATER - #185B



## CLEANING EQUIPMENT



## ■ POOL AND SPA BRUSHES

**Algae Brushes.** Polypropylene back, aluminum snap adapt handle, stainless steel bristles. All algae brushes feature multiple rows of quality stainless steel bristles. Perfect for removing tough algae on plaster.

12-1604 6" STAINLESS STEEL ALGAE BRUSH #604A

12-1606 9" STAINLESS STEEL ALGAE BRUSH #709

12-1607 12" STAINLESS STEEL ALGAE BRUSH #712

12-1608 18" STAINLESS STEEL ALGAE BRUSH #718

## ■ POOL AND SPA WALL BRUSHES

12-1630 12" PLASTIC SPA BRUSH - #912-12

Economy plastic 12" small brush.

12-1610 18" BUDGET CURVED WALL BRUSH - #902

White UV stabilized poly bristles, blue back.

12-1612 18" DELUXE CURVED WALL BRUSH - #92

White nylon bristles, blue back.

12-1611 18" MIXED STAINLESS STEEL AND NYLON #907

Blended stainless steel and blue bristles. Abrasive.

12-1632 24" BLUE NYLON BRUSH - #905

Blue nylon bristles, white back, straight.

12-1616 36" BLUE NYLON BRUSH - #908

Blue nylon bristles, white back, curved.

## ■ TILE AND DECK BRUSHES - WOODEN POLES

## ■ PURITY TILE CLEANING PRODUCTS

The Tile Scrubber with 5 ft. pole includes a heavy-duty powder-coated pole for easy, durable use. Comes with a Genuine 3M ScotchBrite soap-dispensing pad. Fine and coarse replacement pads are available.

12-1664 PURITY TILE SCRUBBER WITH 5 FT. ALUM. POLE

12-1668 REPLACEMENT TILE SCRUBBER PAD, COURSE

12-1665 REPLACEMENT TILE SCRUBBER PAD, FINE

Same as the Tile Scrubber but fits on your own short pole or tele-pole.

12-1667 PURITY THREE WAY TILE SCRUBBER

## ■ DECK AND TILE BRUSHES

10" wood backed brushes for acid washing or tile cleaning in blue crimped bristles.

12-1660 WOOD BACKED DECK BRUSH #R293MX

Dual Surface has chemical resistant molded back with crimped inner bristle to retain acid and stiff outer bristle for scrubbing.

Fits #661 hardwood threaded handle.

12-1661 DUAL SURFACE BRUSH #660



## ■ HARDWOOD HANDLES

12-1620 1 1/8" x 54 IN. HANDLE, WITH TAPERED END - #618

12-1622 1 5/16" X 5 FT. PAINTED HANDLE WITH THREADED END - #661

## ■ PLASTIC SCRUB BRUSHES AND REPLACEMENT PADS

#650 Multi-Purpose Scrub Brush has molded grip and includes 3 interchangeable pads.

12-1662 TILE SCRUBBER INCLUDES #650

12-1681 SCRUB PAD REPLACEMENTS #650

#652 Mini-Scrub Brush has poly bristles set into molded hand grip.

12-1663 MINI SCRUB BRUSH #652

#651 Universal Scrubber features ABS back with swivel joint handle mounted to your pole and 4 1/2" x 10 in. pad.

12-1666 UNIVERSAL SCRUBBER, - #651

## ■ SAFETY ROPE

Blue and White floating safety rope.

12-1840 HEAVING LINE 1/4" PER FOOT

12-1842 HEAVING LINE 1/4" 300' FOOT ROLL

12-1846 SAFETY ROPE 3/4" PER FOOT

12-1848 SAFETY ROPE 3/4" 300' FOOT ROLL

## ■ ROPE HOOKS

12-1860 3/4" CYCOLAC A/P-WHITE

12-1862 3/4" CHROME PLATED BRASS

12-1864 3/4" CHROME PLATED SWIMQUIP


## ■ ROPE FLOATS

Unsinkable, durable, polyethylene floats are available in a variety of sizes and color combinations.

12-1872 3" X 5" BLUE AND WHITE, RED AND WHITE

12-1874 5" X 9" BLUE AND WHITE

12-1875 FLOAT KEEPER



CALL OUR SALES STAFF TODAY!



1-800-464-7762



## SAFETY EQUIPMENT

## ■ LIFE GUARD SAFETY ITEMS

**A** SOFTEE SPINE BOARD

A soft, resilient surface - imparts a high degree of comfort at all areas of body contact and captures the all important body heat of the chilled victim.

**Head Security** - Foam pads below and on both sides of the head for maximum that are quickly and easily adjusted to fit the smallest head. Just loosen and position to fit all sizes. Head Straps - Forehead and chin straps with extra soft and comfortable pad - secures quickly with velcro closures. Body Straps - Extra wide, 2 1/2" all-nylon body and leg straps that feature a full 4,000 lb. Test. Shipped complete.

12-1985 SOFTEE SPINE BOARD

**B** RESCUE TUBE, MODEL #79

Recommended for general use in swimming pools and lakes. Features a huge section of resilient foam, 6" wide, 4" thick; and 49" long. Complete with adjustable 2" wide nylon shoulder strap and plastic slide - no snaps.

12-1987 RESCUE TUBE

**C** YOUTH AND ADULT LIFE PRESERVERS

The Jim Bouy Models #SO-1 and #SO-2 life preservers are designed and manufactured to strict SOLAS and U.S.C.G. requirements and are made only from the finest materials available. Both models feature a completely puncture-proof, 100% closed cell foam core richly coated with Jim Bouy's finest marine vinyl and are equipped with all stainless steel hardware for longest possible life.

12-2020 CHILD (60 LBS. OR LESS) 12" X 5" X 4"

12-2022 ADULT 11 1/2" X 22" X 5"

**D** RING BUOYS

**P-Series, Marine Enamel Coated.** Features NO-SLIP rope band with inner molded tie sewn to the poly band. Excellent weather resistance and completely mildew proof. Functional life saving device.

12-1833 SAFETY RING BUOY 17"

12-1832 SAFETY RING BUOY 20"

■ **United States Coast Guard Approved.** Solid, closed cell plastic throughout - soft and resilient to the touch yet is almost indestructible. The Sof-Tex surface resists weather and temperature extremes.

12-1836 LIFE BUOY 20" USCG APPROVED

12-1837 LIFE BUOY 30" USCG APPROVED

**E** **SAFETY STATION** - Life Ring Cabinet and Ring Buoy Combination. Includes cabinet with Jim Buoy GW-24 life ring. 60ft. Heaving line and lemon foot anchor, all mounted inside cabinet.

12-1838 LIFE BUOY AND WALL MOUNTED CABINET

JIM-BUOY®

C

A

B

D

E

D

**DOES YOUR FACILITY MEET CURRENT HEALTH AND SAFETY CODES?**

**CONTACT OUR SALES STAFF FOR ASSISTANCE**

## SAFETY EQUIPMENT

## ■ POOL AND SPA SAFETY SIGNS

Rainbow's commercial quality pool and spa signs meet specifications and safety requirements of state, county and city health codes. Each sign is constructed of weather-resistant, high impact plastic, screened with permanent inks and finished brass grommets ready for hanging.

## ■ RAINBOW POOL AND SPA SAFETY SIGNS

12-1801	SAFETY SIGN COMPLETE
12-1810	EMERGENCY SHUT OFF SWITCH 12"X6"
12-1812	911 12" X 6"
12-1814	EMERGENCY NUMBERS 18" X 12"
12-1816	NO DIVING ALLOWED 18" X 12"
12-1818	WARNING NO LIFEGUARD 24" X 18" (4" LETTERS)
12-1820	COMMERCIAL POOL RULES 18" X 24"
12-1822	ARTIFICIAL REPARATION 'CPR' 24" X 18"
12-1824	NO GLASSWARE IN POOL ARE 9" X 12"
12-1825	DANGER GAS CHLORINE
12-1826	POOL CAPACITY 18" X 12"
12-1827	SPA CAPACITY 18" X 12"
12-1828	SPA CAUTION 18" X 24"
12-1821	SWIMMING POOL CLOSING 12" X 6"
12-1819	DIVING WARNING 24" X 18"



## ■ CERAMIC 6" TILE (4" NUMBER) POOL MARKERS INFO-TILE®

**INFO-TILE®** Inlays, Inc., offers a full line of permanent ceramic depth and safety tiles. Our tiles are printed with ceramic glaze inks, then kiln fired to ensure the finest most durable depth and safety marker line available. The ceramic tiles are available in smooth surface for the waterline, and skid resistant surface for deck or gutter applications. The skid resistant tile is surfaced in the factory - not sanded or coated - for a more reliable slip resistant surface. This particular line offers 6" x 6" smooth and skid resistant tiles with four-inch numbers, and two-inch or four-inch letters. They are centered vertically and horizontally.

SM = Smooth

SR = Skid Resistant

	<b>0</b> <sup>FT</sup>	<b>1<sup>1</sup>/<sub>2</sub></b> <sup>FT</sup>	<b>1</b> <sup>FT</sup>	<b>1<sup>1</sup>/<sub>2</sub></b> <sup>FT</sup>	<b>2</b> <sup>FT</sup>	<b>2<sup>1</sup>/<sub>2</sub></b> <sup>FT</sup>	<b>3</b> <sup>FT</sup>	<b>3<sup>1</sup>/<sub>2</sub></b> <sup>FT</sup>	<b>4</b> <sup>FT</sup>	<b>4<sup>1</sup>/<sub>2</sub></b> <sup>FT</sup>	<b>5</b> <sup>FT</sup>	<b>5<sup>1</sup>/<sub>2</sub></b> <sup>FT</sup>	<b>6</b> <sup>FT</sup>
<b>SM</b> (Waterline)	C610000	C610005	C610010	C610015	C610020	C610025	C610030	C610035	C610040	C610045	C610050	C610055	C610060
<b>SR</b> (Deck)	C620000	C620005	C620010	C620015	C620020	C620025	C620030	C620035	C620040	C620045	C620050	C620055	C620060
	<b>6<sup>1</sup>/<sub>2</sub></b> <sup>FT</sup>	<b>7</b> <sup>FT</sup>	<b>7<sup>1</sup>/<sub>2</sub></b> <sup>FT</sup>	<b>8</b> <sup>FT</sup>	<b>8<sup>1</sup>/<sub>2</sub></b> <sup>FT</sup>	<b>9</b> <sup>FT</sup>	<b>9<sup>1</sup>/<sub>2</sub></b> <sup>FT</sup>	<b>10</b> <sup>FT</sup>	<b>11</b> <sup>FT</sup>	<b>12</b> <sup>FT</sup>	<b>13</b> <sup>FT</sup>	<b>14</b> <sup>FT</sup>	
<b>SM</b> (Waterline)	C610065	C610070	C610075	C610080	C610085	C610090	C610091	C610092	C610093	C610094	C610095	C610096	
<b>SR</b> (Deck)	C620065	C620070	C620075	C620080	C620085	C620090	C620091	C620092	C620093	C620094	C620095	C620096	

## ■ HAZARD COMMUNICATION BUILDING SIGNS

Highly visible warning signs. Signs is 10" x 14" printed with fade-resistant UV weather resistant backing. Red on white printing, NFPA "Right to know" signs.

<b>A</b>	12-1722	DANGER - SODIUM HYPOCHLORITE - ALUM SIGN
<b>B</b>	12-1723	DANGER - HYDROCHLORIC ACID - ALUM SIGN
	12-1724	DANGER - SODIUM HYPOCHLORITE - VINYL SIGN
	12-1725	DANGER - HYDROCHLORIC ACID - VINYL SIGN

NFPA "Right to know" signs. Inform your employees with pressure-sensitive labels. Print with fade-resistant UV weather resistant vinyl. 4" letters installed.

<b>F</b>	12-1720	10 3/4" X 10 3/4" NFPA SIGN, VINYL SIGN
	12-1721	10 3/4" X 10 3/4" NFPA SIGN, ALUMINUM SIGN

Highly visible antidote sign. Red on White printing. Sign is 10" x 14". Warning sign describing treatment in case of spills and body contact.

<b>C</b>	12-1706	SODIUM HYPOCHLORITE, VINYL SIGN
	12-1707	SODIUM HYPOCHLORITE, ALUMINUM SIGN
<b>D</b>	12-1708	HYDROCHLORIC ACID, VINYL SIGN
	12-1709	HYDROCHLORIC ACID, ALUMINUM SIGN

NFPA Diamond Sign Only. Mark your chemical storage building as required by OSHA. 15" Sign with 6" black numbers. Numbers based upon your chemical storage.

<b>E</b>	12-1700	POLY SIGNS WITH NUMBERS INSTALLED, RIGID
	12-1714	VINYL SIGN WITH NUMBERS INSTALLED, PEEL & STICK.





SKIMMER PARTS AND DRAIN FITTINGS



**A CYCOLAC DRAIN COVERS - FLAT GRATES**

16-0328	ABF 7 1/4" WHITE GRATE	ABF-51
16-0332	AMERICAN PRODUCTS 8" WHITE GRATE	86106000
16-0820	STA-RITE 8" WHITE GRATE	07017-0751

**A CYCOLAC DRAIN COVERS - ANTI-VORTEX**

16-0345	AMERICAN PRODUCTS 8" WHITE GRATE	86105000
16-0363	STA-RITE 8" WHITE GRATE	07017-0741
16-0359	ABF 7 3/4" WHITE GRATE	ABF-64
16-0370	AMERICAN PRODUCTS 10" WHITE GRATE	861004

**C SKIMMER COVERS**

16-0022	AMERICAN PRODUCTS WHITE - LOCKING	850074
16-0023	AMERICAN PRODUCTS TAN - LOCKING	
16-0040	AMERICAN PRODUCTS FAS 100 WHITE	850047
16-0082	STA-RITE WHITE - U3	8650-0058
16-0075	STA-RITE TAN - U3	8650-0158
16-0116	PAC-FAB WHITE	51-6215
16-0113	PAC-FAB TAN	51-6216
16-4050	HAYWARD WHITE - SP SERIES	SPX1070C
16-4051	HAYWARD TAN - SP SERIES	SPX1070C10



**B SKIMMER BASKETS**

16-0012	AMERICAN PRODUCTS REPLACEMENT	P-7,B-37
16-0014	AMERICAN PRODUCTS ORIGINAL	850001
16-0018	AMERICAN PRODUCTS FLOAT	P-7F, B-38
16-0042	AMERICAN FAS 100 SPA SKIMMER	850039
16-0074	STA-RITE ORIGINAL	8650-0007
16-0144	JACUZZI WIER BASKET ASSEMBLY	43-0676-02
16-0164	JACUZZI PMT	43-0507-07
16-0248	PAC-FAB	51-6112
16-4054	HAYWARD SP SERIES	SPX1070E

**D WIER BLADES**

16-0031	AMERICAN ORIGINAL	850015
16-0041	AMERICAN FAS 100 FRONT ACCESS	850032
16-0070	STA-RITE U-3 ORIGINAL	8650-22
16-4057	HAYWARD SP SERIES	SPX1070K
16-0206	7 1/4" REPLACEMENT WIER	R240058
16-0210	8" REPLACEMENT WIER	R240008
16-0214	8 3/8" REPLACEMENT WIER	R240067
16-0222	10" REPLACEMENT WIER	R240010

**E COMMERCIAL DRAIN COVERS**

16-3030	PAC-FAB 9" X 9" GRATE ONLY	
16-3031	PAC-FAB 12" X 12" GRATE ONLY	
16-3037	PAC-FAB 18" X 18" BLACK GRATE ONLY	
16-3040	HAYWARD 9" X 9" FRAME & GRATE	
16-3041	HAYWARD 12" X 12" FRAME & GRATE	
16-3042	HAYWARD 18" X 18" FRAME & GRATE	

**F COMMERCIAL POOL FITTINGS**

16-0464	STANDARD ESCUTHEON, 4 1/2 DIA.	
16-0461	COMMERCIAL ESCUTHEON, DEEP	
16-0454	KDI PARAGON DELUXE ESCUTHEON	
16-0459	MSS 400 ESCUTHEON KIT, PAIR W/ BOLTS	
16-0452	COMMERCIAL DEEP WEDGE ANCHOR	
16-0450	STANDARD WEDGE ANCHOR	
16-0462	ROPE EYEBOLT, 1/2" - 13 THREADS	
16-0463	ROPE EYEBOLT, 3/4" - 10 THREADS	
16-1093	KDI ROPE EYEBOLT, 5/8" - 11 THREADS	
12-1860	PLASTIC ROPE HOOK	
12-1864	CHROME ROPE HOOK KIT, 2 PAIR	
16-1094	KDI ROPE ANCHOR	
16-0442	COMMERCIAL ROPE CUP ANCHOR	
16-0436	PLASTIC ROPE WALL ANCHOR	
16-0438	PLASTIC ROPE WALL ANCHOR, SS BAR	



PLEASE CONTACT OUR  
SALES STAFF FOR MORE  
DECK RELATED ITEMS

ORDER OUR PARTS  
CATALOG TODAY!


SKIMMER PARTS AND DRAIN FITTINGS

**G COMMERCIAL WALL AND FLOOR FITTINGS**

16-0469	STA-RITE WALL RETURN FITTING	
16-0467	STA-RITE FLOOR RETURN FITTING	
16-0495	HAYWARD FLOOR RETURN FITTING	
16-1620	FLUSH WALL RETURNS (SPECIFY COLORS)	

**H STEP REPLACEMENT PARTS**

16-1151	KDI PARAGON 19" SS STEP	
16-0420	SR SMITH 20" SS STEP	
16-1153	KDI PARAGON 26" PLASTIC STEP	
16-0423	SR SMITH 20" BLACK PLASTIC STEP	
16-0421	SR SMITH ECONOMY PLASTIC STEP	
16-1150	KDI PARAGON 19" PLASTIC STEP	
16-0428	RUBBER LADDER BUMPERS, PAIR	
16-0424	SS LADDER BOLTS, 5/16" X 2 1/2"	
16-0426	SS LADDER BOLTS, 3/8" X 2 1/2"	



**A PORTABLE LIFEGUARD CHAIRS**

16-0480	PORTABLE-204	
16-0661	VISTA 6 FOOT	

**B HEAVY DUTY LIFEGUARD CHAIRS**

16-0662	CANTILEVER, CARBON STEEL	
16-0663	OUTLOOK	
16-0664	GUARDIAN	
16-0665	INSTITUTIONAL	

**C LOW PROFILE LIFEGUARD CHAIRS**

16-0666	30" LOW PROFILE	
16-0667	42" LOW PROFILE	

**D SR SMITH HANDYCAP LIFT**

16-0668	HANDY LIFT	
16-0669	ANCHOR ASSEMBLY	

**E COMMERCIAL CROSSED BRACE STAINLESS STEEL LADDERS**

16-0413	2 TREAD FOR GUNITE	
16-0419	3 TREAD FOR GUNITE	
16-0415	4 TREAD FOR GUNITE	

**F SR SMITH STANCHIONS**

16-0670	8'0 BACKSTROKE STANCH. - .109 WALL	
16-0671	4'6"RECALL STANCH. .109 WALL	
16-0672	ANCHOR SOCKET, BRZ - 6" DEEP	

**G SWIM 'N' DUNK BASKETBALL GAME**

Two In Deck bronze Anchors (AS-1000) for concrete decks are required to install the game, and are included. The Swim 'N' Dunk Basketball Game is designed for use on in-ground pools in the shallow water areas.

16-0486	SWIM 'N' DUNK BASKETBALL SET	
---------	------------------------------	--

**H SWIM 'N' SPIKE VOLLEY BALL GAME**

Two In Deck bronze Anchors (AS-1000) for concrete decks are required to install the game, and are included. The Swim 'N' Spike Volley Ball Game is designed for use on in-ground pools in the shallow water areas.

16-0485	SWIM 'N' SPIKE VOLLEY BALL SET	
---------	--------------------------------	--



**I THE POOL BAR**

16-0659	THE POOL BAR WITH UMBRELLA	
16-0658	KIT-PLBAR DECK HARDWARE	

**SR Smith**  
COMMERCIAL



We stock many hand and grab rails. Call Sales for a quote.





DECK AND SURFACE REPAIR PRODUCTS



**deck-o-seal®**  
“deck-o-seal”...the original...  
recognized as an industry standard.



■ DECK-O-SEAL TWO PART SELF LEVELING JOINT SEALANT

DECK-O-SEAL Two Part Joint Sealant is a premium grade, pourable, self-leveling, sealant which cures at ambient temperature to a firm, flexible, tear-resistant rubber. DECK-O-SEAL is highly resilient and has excellent recovery characteristics after extended periods of compression or elongation. DECK-O-Seal is used for caulking and sealing joints subject to concrete movement to provide a firm, flexible, weather-tight seal. It is applicable to interior and exterior use. It is ideal for sealing joints in swimming pools.

DECK-O-Seal is supplied in pre-measured kits with a ratio of setting agent to base, which must be maintained. Store and mix in a cool, shaded area. Do not mix until ready to use. Apply thoroughly blended material with supplied squeeze bottle, caulking gun or other suitable applicator. DECK-O-SEAL will set firm and rubbery within 24 hours at 77 degrees. Do not apply paint over surfaces sealed with DECK-O-SEAL products.

24 OUNCE TWO-PART DECK-O-SEAL KITS

NOW SOLD AS PACKAGED KIT. EACH KIT CONTAINS BASE, CATALYST AND STIR STICK. PURCHASE APPLICATOR BOTTLE SEPARATELY.

16-0508 24 OZ KIT, TAN

16-0509 24 OZ. KIT, GREY

96 OUNCE TWO-PART DECK-O-SEAL KITS

NOW SOLD AS PACKAGED KIT. APPLICATOR BOTTLE INCLUDED.

16-0510 96 OZ. KIT, TAN

16-0511 96 OZ. KIT, GREY

16-0517 BOTTLE WITH YORKER SPOUT

HOW TO OPEN & POUR THE PRODUCT



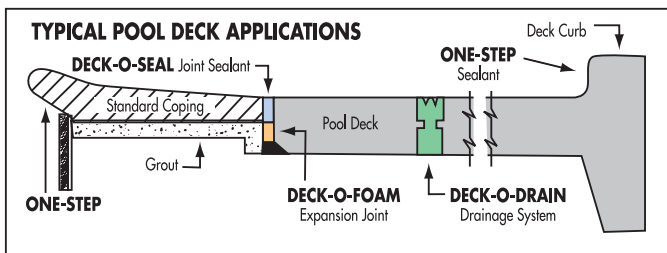
Product Coverage

The chart shows approximate number of lineal feet which can be sealed with a 96 ounce DECK-O-SEAL kit.

WIDTH OF JOINT

Depth	1/4"	3/8"	1/2"	5/8"	3/4"	7/8"	1"
1/4"	231	154	106	92	77	66	58
3/8"		102	77	62	51	44	38
1/2"			58	46	38	33	29
5/8"				37	31	26	23
3/4"					26	22	19
7/8"						19	17
1"							14

PRODUCT APPLICATION



Premixed, ready-to-use sealant provided in self-contained cartridges to reduce mess, mixing and waste.

A DECK-O-SEAL ONE STEP SINGLE COMPONENT NON-SAG SEALING COMPOUND

DECK-O-SEAL ONE STEP is a single component, non-sag, sealing compound used for sealing joints in structures that are subject to movement caused by temperature changes. ONE STEP is frequently used in high sloping and vertical expansion joints where a non-sag, water-tight sealant is required. ONE STEP is ideal for use in swimming pools above the waterline, where the tile meets the coping. Not used for underwater applications

ONE STEP, 11 OUNCE CAULKING TUBE

16-0505 11 OZ. TUBE, TAN

16-0506 11 OZ TUBE, GREY



DECK AND SURFACE REPAIR PRODUCTS

■ DECK-O-SEAL GUN GRADE (NON-SAG GRADE)


DECK-O-SEAL GUN GRADE is an industrial grade sealant used for verticle and horizontal application. GUN GRADE is a non-staining sealant that cures to a firm, flexible, tear-resistant rubber. It has outstanding resistance to most chemicals, to all weather conditions, aging and shrinkage. Ideal for short turn-around applications, such as pool bottom and side wall repairs. Can be used for general purpose caulking of joints and seams (both above and below water), glazing, weatherproofing, exterior curtain wall sealing and interior/exterior joint sealing. GUN-GRADE adheres well to unprimed concrete, however SEALTIGHT P/G PRIMER is recommended for all joints submerged under water and/or joints over 1" in width.

16-0514 96 OZ. KIT, WHITE

B DECK-O-SEAL PG PRIMER

P/G PRIMER is a two-part primer designed to provide maximum adhesion for DECK-O-SEAL products to bare metal and concrete surfaces. P/G PRIMER will discolor, protect surfaces where discoloration might be a problem. PR PRIMER should be allowed to dry, primed surfaces must be tacky for sealant material application.

16-0518 P/G PRIMER TWO-PART QUART KIT



C KOOL-ROD BACKER ROD JOINT FILLING MATERIAL

SEALTIGHT KOOL-ROD is a closed cell, polyethylene, flexible, rope-like foam joint backing material. This material is virtually non-absorbent and chemically resistant to most solvents. Is highly adaptable for both verticle and horizontal applications. Joint must be clean, dry, and free of obstructions. Insure the remaining depth of the joint is uniform in and is a minimum one-half the width.

FOAM BACKER ROD

16-0533 5/8" PER FOOT

16-0534 1 1/4" PER FOOT

16-0532 7/8" PER FOOT

D DECK-O-FOAM EXPANSION JOINT FILLER

DECK-O-FOAM Expansion Joint Filler is a tough, flexible, lightweight filler with long life expectancy. It is designed to replace brittle asphalt impregnated fillers. DECK-O-FOAM provides a convenient "removable" portion that ensures a uniform sealable void in the joint. Prior to sealing or caulking, the removable strip can be removed leaving a trim clean joint. Mostly used for swimming pool decks.

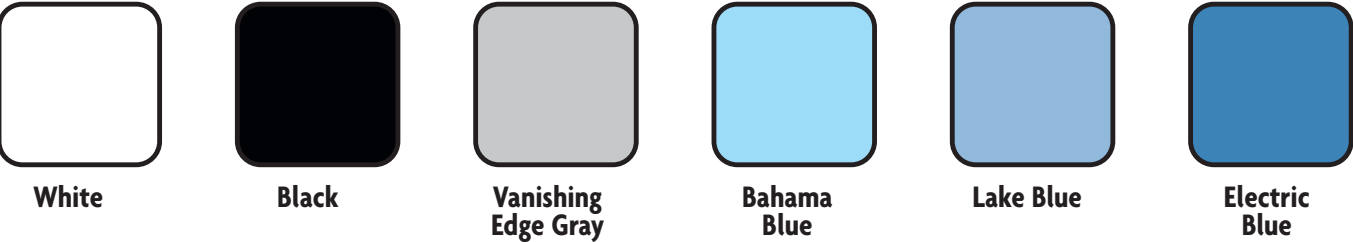
16-3090 DECKOFOAM 1/2 X 4 X 60 FT



POOL COATING



NELSONITE POOL COATING COLORS



NELSONITE POOL AND DECK COATING SYSTEMS

After choosing your pool or deck coating, read the label carefully for specific instructions. All Nelsonite pool and deck coatings can be applied by brush, roller or spray. Use Solvent 150 for thinning and cleanup when using rubber base pool coatings or solvent base epoxy coatings. Use only water for thinning and cleanup with Speedcote 2000, Propoxy, Hi-Bild Primer and Deckgard coatings. All epoxy coatings require an epoxy primer on uncoated surfaces. When recoating an existing epoxy coating in good condition, a new coat of primer may not be necessary. If you want to coat over a chlorinated rubber coating with an epoxy coating you can use Propoxy Coating or prime with Hi-Bild Primer and topcoat with a solvent base epoxy.

NELSONITE POOLPOXY II COATING

An easy to use high gloss epoxy topcoat designed for two coat finish applications. Excellent for applying dark colors in a two-coat application to pools, spas, diving boards and residential slides. Provides 5-7 years of service. Covers 275 sq.ft./gal. All colors cure in 3-6 days of dry weather.

16-0632	POOLPOXY II PAINT, GALLON, WHITE
16-0633	POOLPOXY II PAINT, GALLON, BLACK
16-0634	POOLPOXY II PAINT, GALLON, BAHAMA BLUE
16-0635	POOLPOXY II PAINT, GALLON, ELECTRIC BLUE
16-0636	POOLPOXY II PAINT, GALLON, BLUE

NELSONITE POOLPOXY PRIMER

A solvent base two-component epoxy for priming a variety of substrates before coating with epoxy topcoats. For use on concrete, plaster, fiberglass, steel, and aluminum substrates. Excellent for priming pools, spas, diving boards and residential and commercial waterpark slides.

16-0642	POOLPOXY PRIMER, GALLON
---------	-------------------------

NELSONITE SPEEDCOTE 2000 WATER BASE PAINT

A self-priming environmentally safe waterborne acrylic pool coating. An ideal solution when a "fast in, fast out" application is desired. For concrete or plaster surfaces, or for recoating previously applied rubber base or waterborne coatings. Provides 2-3 years of service. Can be applied on damp surfaces. Cures in 3-6 days of good weather. Covers 300 sq.ft./gal.

16-0904	SPEEDCOTE POOL PAINT, GALLON WHITE
16-0905	SPEEDCOTE POOL PAINT, GALLON BLACK
16-0906	SPEEDCOTE POOL PAINT, GALLON BAHAMA BLUE
16-0907	SPEEDCOTE POOL PAINT, GALLON LAKE BLUE

NELSONITE PRO-POXY POOL PAINT

A two-part waterborne epoxy pool coating, offering great ease of application and low solvent odors. Can be applied over rubber base and epoxy coatings. Great for indoor and outdoor residential pools, beverage service areas, locker rooms, shower areas and animal housing. Provides up to 4-6 years of service. Covers 300 sq.ft./gal.

16-0908	PROPOXY, GALLON, WHITE
16-0910	PROPOXY, GALLON, BAHAMA BLUE

NELSONITE HI-BILD PRIMER

High performance water based epoxy primer for concrete and plaster surfaces that can be applied at wet film thickness levels from 5-10 mils. Can be applied as a heavy-bodied, block filler type of material to smooth out rough and pitted surfaces or as a conventional primer for smooth surfaces when thinned with a pint of water. Can be used as a barrier coat primer over rubber base pool coatings, so that you can topcoat with a solvent base epoxy. Can be applied over a damp surface. Covers 80-175 sq.ft./gal.

16-0631	HI-BILD PRIMER
---------	----------------

MISCELLANEOUS PAINT SUPPLIES

16-0626	CR REDUCER, GALLON (SOLVENT 150)
16-0628	CR REDUCER, QUART (SOLVENT 150)
16-0637	ADD-A-GRIP (ALOXITE)

DECK COATING



A ANCHORING CEMENT

A fast setting, expandable and strong cement for anchoring or other uses.

16-0721	ANCHORING CEMENT, 8
16-0722	ANCHORING CEMENT, 8

B WHITE POOL GROUT REPAIR for above water repairs only.

16-0718	WHITE TILE REPAIR THINSET GROUT, 4
16-0719	WHITE TILE REPAIR THINSET GROUT, 4



NELSONITE DECK COATING COLORS

NELSONITE DECKGARD DECK COATING

A single component waterborne acrylic topcoat that forms to a hard, durable low sheen finish. Formulated for use on concrete, Kooldeck and other porous surfaces. Deckgard features excellent adhesion and is virtually unaffected by intermittent standing water and pool water chemicals. For swimming pool decks, patios, walkways, and concrete floors. A self-priming two-coat system. Has a pool deck like appearance. Add-A-Grip slip resistant additive can be added for greater safety in areas where there is danger of slipping and falling. Covers 300 sq.ft./gal.

16-0650	DECKGARD WATERBORNE ACRYLIC DECK COATING
---------	--

NELSONITE CLEARGARD DECK COATING

A multi-purpose clear, low sheen topcoat sealer for concrete, stone, brick pavers and other masonry surfaces. Protects surfaces from efflorescence, water absorption, spalling and staining. Dust, dirt and grime are cleaned easily from surfaces treated with this product. Water clean up. Low odor. Covers 400 sq.ft./gal.

16-0652	CLEARGARD ACRYLIC DECK COATING
---------	--------------------------------

PLASTER, CONCRETE AND THE TILE REPAIR PRODUCTS



C WHITE POOL GROUT REPAIR FAST SET

For underwater or above water repairs.

16-0716	WHITE TILE REPAIR THINSET GROUT, 4FS
16-0717	WHITE TILE REPAIR THINSET GROUT, 4FS

D WHITE THINSET POOL TILE REPAIR

16-0714	WHITE TILE REPAIR THINSET CEMENT, 3
16-0715	WHITE TILE REPAIR THINSET CEMENT, 3





■ FIESTA AND SANTA FE COLLECTION -  
COMMERCIAL GRADE OUTDOOR FURNITURE

Pacific Sun Furniture will stand behind their commitment to provide quality American made outdoor products. Whether your looking to equip a community pool or to specify a few distinctive items for luxury suite balconies, you will find these products reliable. The value of Pacific Sun Furniture begins with the right materials, proven manufacturing capabilities and exceptional service. That quality lives on for years to come, especially when supported by a system of regular preventive care. First-rate products and a bold warranty program place Pacific Sun Furniture and its commitment to excellence at the forefront of the outdoor furniture industry. **Limited Warranty: commercial use - For a period of 7 years following initial purchase.** Please contact our sales department for complete warranty information and color selections.



■ TEMPERED GLASS TOP TABLE - 27.5" HEIGHT  
16-6010 42" ROUND GLASS TOP TABLE W/LOCK DOWN RIM  
16-6011 48" ROUND GLASS TOP TABLE W/LOCK DOWN RIM



■ SOLID SUNSWIRL TOP TABLE - 27" HEIGHT  
16-6020 30" ROUND SUNSWIRL DINING TABLE  
16-6021 36" ROUND SUNSWIRL DINING TABLE  
16-6022 42" ROUND SUNSWIRL DINING TABLE  
16-6023 48" ROUND SUNSWIRL DINING TABLE



■ STANDARD CHAISE LOUNGE  
16-6060 SANTA FE CHAISE LOUNGE - SEAT HEIGHT 14.5 INCHES  
16-6061 FIESTA CHAISE LOUNGE - SEAT HEIGHT 12 INCHES

■ STANDARD CLUB CHAIR  
16-6000 SANTA FE CLUB CHAIR

UMBRELLAS AND UMBRELLA ACCESSORIES



■ SOLID PERFORATED TOP TABLE - 27" HEIGHT  
16-6030 30" ROUND DINING TABLE  
16-6031 36" ROUND DINING TABLE  
16-6032 42" ROUND DINING TABLE  
16-6034 48" ROUND DINING TABLE



■ SOLID PERFORATED TOP TABLE - STRAIGHT LEG - 27" HEIGHT  
16-6040 42" ROUND DINING TABLE  
16-6041 48" ROUND DINING TABLE



A



B

Umbrella stands are standard concrete or white. Specify color desired.

A 16-6490 CONCRETE UMBRELLA BASE  
B 16-6491 ALUMINUM UMBRELLA BASE  
C 16-6492 STEEL UMBRELLA BASE

Standard colors for Outdoor furniture:  
White, Desert Sand, Tobacco Brown




16-6483 7 FOOT PUSH-UP MARKET UMBRELLA  
16-6484 9 FOOT PUSH-UP MARKET UMBRELLA  
16-6485 11 FOOT PUSH-UP MARKET UMBRELLA



16-6400 6 1/2 FOOT PUSH-UP TILT UMBRELLA  
16-6401 7 1/2 FOOT PUSH-UP TILT UMBRELLA  
16-6402 8 1/2 FOOT PUSH-UP TILT UMBRELLA



16-6405 6 FOOT LIFEGUARD UMBRELLA



C





**A PENTAIR SMBW 2000 SERIES DE FILTER**

Stainless Steel Tank with built-in backwash valve. 20" Stainless Steel Tank, 2" threaded brass casting with intergral Noryl rotary backwash valve. Unique Spiro-Mite grid design provides high efficiency filtration and longer filter cycles. Exclusive clamp ring design is proven to be safe, strong and reliable. 10-year tank warranty.

24-0045	SMBW 2024 23 SQ.FT. - MAX FLOWRATE 46 GPM
24-0046	SMBW 2036 35 SQ.FT. - MAX FLOWRATE 70 GPM
24-0047	SMBW 2048 47 SQ.FT. - MAX FLOWRATE 94 GPM
24-0048	SMBW 2060 58 SQ.FT. - MAX FLOWRATE 116 GPM
24-0049	SMBW 2072 70 SQ.FT. - MAX FLOWRATE 140 GPM

**B PENTAIR 4000 SERIES DE FILTER**

Sheet molded fiberglass tank, 2" FIP with backwash valve. Corrosion resistant 20" diameter tank for strength and durability. Unique Spiro-Mite grid design provides high efficiency filtration and longer filter cycles. 10-year tank warranty.

24-0126	SMBW 4036 35 SQ.FT. - MAX FLOWRATE 46 GPM
24-0127	SMBW 4048 47 SQ.FT. - MAX FLOWRATE 94 GPM
24-0125	SMBW 4060 58 SQ.FT. - MAX FLOWRATE 116 GPM

**SEPARATION TANK, 2"**

24-0150	SEP TANK - 1 1/2	24-1151	SEP TANK - 2"
---------	------------------	---------	---------------

**C PENTAIR CLEAN & CLEAR PLUS CARTRIDGE FILTERS**

Clean & Clear Plus Filters have a corrosion resistant injection molded filter tank featuring superior strength and reliability. The cartridge assembly uses four easy to clean, non-woven, polyester cartridges. Each filter is supplied with bulkhead union set for easy installation. 21.5" diameter tank for models 240-520. NSF listed.

24-0131	240 SQ. FT - MAX FLOW RATE 90 GPM
24-0132	320 SQ. FT - MAX FLOWRATE 120 GPM
24-0135	420 SQ. FT - MAX FLOWRATE 150 GPM
24-0136	520 SQ. FT - MAX FLOWRATE 150 GPM



**D PENTAIR TRITON II SIDE MOUNT SAND FILTERS**

Fiberglass Sand Filters without backwash valves. Fiberglass reinforced tank with UV resistant surface finish. Heavy duty closure provides easy inspection, and features an easy-to-read pressure gauge with air relief valve. Backwash vales must be purchased separately.

24-0183	TR 40, 1.9 SQ.ft. - MAX FLOW 38 GPM - 175 LBS. SAND
24-0168	TR 50, 2.46 SQ.FT. - MAX FLOW 49 GPM - 225 LBS. SAND
24-0169	TR 60, 3.14 SQ.FT. - MAX FLOW 63 GPM - 325 LBS. SAND
24-0170	TR 100, 4.91 SQ.FT. - MAX FLOW 74 GPM - 600 LBS. SAND
24-0171	TR 140, 7.06 SQ.FT. - MAX FLOW 141 GPM - 925 LBS. SAND
24-1176	1 1/2" MULTIPOINT BACKWASH VALVE KIT
24-0177	2" MULTIPOINT BACKWASH VALVE KIT



**E PENTAIR TAGELUS TOP MOUNT SAND FILTER WITH MULTIPOINT VALVE**

Tagelus filters are equipped with a six-position, clamp style, top-mounted multiport valve.

24-1870	TA-35D, 1.4 SQ.FT. - MAX FLOW 35 GPM, 100 LBS. SAND
24-1872	TA-40D, 1.8 SQ.FT. - MAX FLOW 40 GPM - 175 LBS. SAND
24-1874	TA-50D, 2.3 SQ.FT. - MAX FLOW 50 GPM - 225 LBS. SAND
24-1880	TA-60D, 3.1 SQ.FT. - MAX FLOW 60 GPM - 325 LBS. SAND
24-1882	TA-100D, 4.9 SQ.FT. - MAX FLOW 100 GPM - 600 LBS. SAND

**F PENTAIR TRITON C SERIES COMMERCIAL SAND FILTERS**

High capacity fiberglass side mount sand filter without backwash vales. This series features multiple diverters for increased filtration rates in commercial applications. 2" drain ports, 8" opening for easy access to sand bed.

24-0173	TRI00C, 4.91 SQ.FT. - MAX FLOW 98 GPM - 600 LBS. SAND
24-0176	TRI140C, 7.06 SQ.FT. - MAX FLOW 141 GPM - 925 LBS. SAND



**G PAC-FAB HIGH CAPACITY COMMERCIAL SAND FILTER W/O VALVE**

High capacity fiberglass side mount sand filters without backwash valves. Increased flow rates for commercial. Triton C-3 features standard 3" flanged connections.

24-1173	TR100C-3, 4.91 SQ.FT. - MAX FLOW 98 GPM - 600 LBS. SAND
24-1175	TR140C-3, 7.06 SQ.FT. - MAX FLOW 141 GPM - 925 LBS. SAND

**H PENTAIR THS SERIES HORIZONTAL SAND FILTERS**

Introducing the best in filter technology. The THS Filter is an NSF-approved 50 PSI tank with flow rates up to 535 GPM. Four sizes up to 27 sq.ft. Manway in front for easy access. 6" flanged connections. Optional manual, semi-automatic and automatic backwash systems for one and two-tank systems. Optional pre-plumbed manifolds.

24-1200	34" X 84" FILTER, 19.0 SQ.FT. - MAX FLOW 285 GPM
24-1201	42" X 72" FILTER, 19.7 SQ.FT. - MAX FLOW 295 GPM
24-1202	42" X 84" FILTER, 23.2 SQ.FT. - MAX FLOW 348 GPM
24-1203	42" X 92" FILTER, 26.7 SQ.FT. - MAX FLOW 400 GPM

**THS OPTIONAL ACCESSORIES AND KITS FOR THS SERIES**

24-1204	THS SINGLE TANK MANIFOLD KIT W/ BUTTERFLY VALVE
24-1205	THS DUAL TANK MANIFOLD KIT W/ BUTTERFLY VALVE
24-1206	THS SINGLE TANK 6" FP KIT WITH DIAPHRAGM VALVES
24-1207	THS DUAL 34" DIA 6" FP KIT WITH DIAPHRAGM VALVES
24-1208	THS DUAL 42" DIA 6" FP KIT WITH DIAPHRAGM VALVES
24-1220	WA-KIT, WEDG4 ANCHOR KIT
24-1221	BVA-KIT, 1/2" BALL VALVE KIT FOR MANUAL AIR RELIEF
24-1222	FLOWMETER SADDLE KIT
24-1223	TEMPERATURE PROBE KIT

**CONTROLLERS FOR THS SERIES**

24-1230	SINGLE THS AUTO BACKWASH CONTROLLER
24-1231	DUAL THS AUTO BACKWASH CONTROLLER

**I HAYWARD PRO-SERIES TOP-MOUNTED SAND FILTER**

Durable, corrosion-proof filter tank molded of color-fast material for long-lasting, all-weather performance. 7-position PermGlass XL Vari-Flo valve provides maximum flow at lower pressure drop. Flange clamp design allows 360 degree rotation for easy installation. Filter valve model number SP0704 used for models S166T & S180T. Valve used for model S210T is SP0714T.

24-4120	S166T, 1.4 SQ.FT. - MAX FLOW 35 GPM - 100 LBS. SAND
24-4121	S180T, 1.75 SQ.FT. - MAX FLOW 35 GPM - 150 LBS. SAND
24-4122	S210T, 2.2 SQ.FT. - MAX FLOW 44 GPM - 200 LBS. SAND
Models S220T, S224T and S310T2 are same as above. Valve is not included. Please choose your backwash valve from the list below	
24-4123	S220T, 2.64 SQ.FT. - MAX FLOW 52 GPM - 250 LBS. SAND
24-4124	S224T, 3.14 SQ.FT. MAX FLOW 62 GPM - 300 LBS. SAND
24-4125	S310T2, 4.91 SQ.FT. MAX FLOW 98 GPM - 500 LBS. SAND

**HAYWARD TOP-MOUNT BACKWASH VALVES**

24-4126	1.5" VARI-FLO BACKWASH VALVE, FIP
24-4127	1.5" VARI-FLO BACKWASH VALVE, FIP
24-4128	2" VARI-FLO BACKWASH VALVE, FIP

**J HAYWARD PRO-GRID VERTICAL DE FILTERS**

Pro-Grid verticle DE filters provide superior water clarity, efficient flow and large cleaning capacity for pools and spas. High impact grid elements designed for up-flow filtration and top-down backwashing for maximum



efficiency. Integral lift handles and uniform low-profile base make removal of grid nest fast and simple.

**HAYWARD MICRO-CLEAR VERTICAL DE FILTERS**

24-4000	24 SQ.FT. DE FILTER - MAX FLOW 36 GPM
24-4001	36 SQ.FT. DE FILTER - MAX FLOW 54 GPM
24-4002	48 SQ.FT. DE FILTER - MAX FLOW 72 GPM
24-4003	60 SQ.FT. DE FILTER - MAX FLOW 90 GPM
24-4004	72 SQ.FT. DE FILTER - MAX FLOW 108 GPM







A EPD MANUAL & AUTOMATIC COMMERCIAL FILTRATION

We are factory authorized to sell EPD original factory parts and service. EPD is the leader in Commercial Swimming Pool Filtrations systems. EPD systems are designed and built to last the lifetime of your pool facility. Replacement components, parts and repair kits will allow us to assist you in maintaining one of the most valueable assets in your mechanical room. Please allow us the opportunity to assist you in re-conditioning you EPD filter system.

BACKWASH VALVE REPAIR KITS

1121-1135	SHAFT WIPER REPLACEMENT KIT	1121-1135
1126-1043	VALVE SEAL REPLACEMENT KIT	1126-1043
1126-1044	BACKWASH VALVE OVERHAUL KIT	1126-1044

TANK PARTS

307-1015	MANHOLE GASKET - STEEL TANK	307-1015
308-1223	MANHOLE ORING - COMPOSITE TANK	308-1223
344-1342	CLEAR MANHOLE COVER - STEEL TANK	344-1342
1107-1460	LATERAL - 7 3/4"	1107-1460
1116-1226	LATERAL - 12"	1116-1226
1107-1601	LATERAL - 6 1/4" - DRAIN PORT	1107-1601
1104-1037	ANODE ASSEMBLY - STEEL TANK	1104-1037
1115-0542	4" VITOLIC COUPLING KIT - 2 PAC	1115-0542

Please contact our sales department for a parts breakdown on all other EPD system components and replacement parts.



Clean Water for the World


CALL OUR SALES  
STAFF TOLL-FREE  
FOR TECHNICAL  
ASSISTANCE



1-800-464-7762



MIAMI TANK PARTS VIEW



B STEEL HORIZONTAL HI-RATE SAND FILTERS

MIAMI FILTER

Fully Automatic Horizontal - Hi-Rate Sand Filters

Miami Filter offers a complete line of fully automatic horizontal sand filters with flow rates for single tanks 135-270 gallons per minute. Multiple tank systems offer flow rates from 270-2160 gallons per minute.

These compact systems are fully automatic or manual control systems. All valves, face piping, optional computer backwash control using pressure differential override are included.

These systems are ruggedly built and are designed to filter commercial swimming pools or industrial applications.

They are preplumbed at the factory for easy set-up and are simple to operate. Steel vessels are produced to ASME standards and are shipped standard with an Epoxy Coating offering a 15-year tank warranty.

Tanks are sized at 13.5 and 16.5 square feet of filtering area using a 36" diameter tank. NSF approved to operate at flow rates of 12-20 gallons per minute per square feet of filter area. Filters should be sized to operate at a clean operating range of 12-15 gallons per minute per square feet of filter area.

HH3624	2-TANK AUTOMATIC SYSTEM - 27.0 SQ.FT. - 270-405 GPM
HH3636	3-TANK AUTOMATIC SYSTEM - 40.5 SQ.FT. - 405-810 GPM
HH3648	4-TANK AUTOMATIC SYSTEM - 54.0 SQ.FT. - 540-1080 GPM
HH3658	5-TANK AUTOMATIC SYSTEM - 67.5 SQ.FT. - 675-1350 GPM

Composite Vertical Hi-Rate Sand Filters

Single Filter Systems with 4-Manual Valves

Miami Filter offers a composite 25 year limited warranty on these corrosion free sand filtration systems. These commercial filters feature fiberglass composite non-corrosive construction. All filters are NSF Standard 50 listed. Tank assemblies are complete with overhead diffuser, lower collection tube laterals, gauge panel with two (2) 4 1/2" (0-60 psi) gauges, 16" manway, with face piping and 4 manual butterfly valves. All flowrates listed below are based on 15 gallons per minute per square feet of filter area.

VCOM42	42" DIA. TANK - 9.32 SQ.FT. - 139 GPM
VCOM47	47" DIA. TANK - 12.17 SQ.FT. - 182 GPM
VCOM55	55" DIA. TANK - 16.56 SQ.FT. - 249 GPM
VCOM63	63" DIA. TANK - 21.63 SQ.FT. - 325 GPM
VCOM71	71" DIA. TANK - 27.38 SQ.FT. - 410 GPM

C MIAMI TANK REPLACEMENT PARTS

24-0364	MANHOLE GASKET 4" BRONZE BACKWASH VALVE REBOUILD KIT
24-0359	ANODE FOR CLAMP STYLE (NEW STYLE FILTERS)
24-0357	ANODE FOR THREADED STYLE (FOR SHORT HORIZONTAL FILTERS)
24-0365	BACKWASH SIGHT GLASS



STARK AQUATICS

Fiberglass Hi-Rate Sand Filters

KDI Paragon-Stark Aquatics offers the most corrosion resistant filtration systems. These systems can be custom sized to meet most any commercial swimming pool or industrial applications. Stark fiberglass filters are designed to have a life span of three times longer than metal filters. Resin rich fiberglass shells will not crack, chip, flake, or invite rust the way the enamel coatings of metal tanks do. Even the valves and piping are corrosion resistant. Manual and Automatic systems are available. Standard and custom designs are available for influent and effluent placement to meet any and all design requirements.

STARK AQUATICS FILTER SYSTEMS

24-1353	SI-48 13.5 SQ. FT. - MAX FLOW 270 GPM
24-1354	SI-72 20.0 SQ. FT. - MAX FLOW 400 GPM
24-1355	SI-96 27.0 SQ. FT. - MAX FLOW 540 GPM
24-1356	SI-120 35.0 SQ. FT. - MAX FLOW 700 GPM
24-1357	SI-144 41.0 SQ. FT. - MAX FLOW 820 GPM
24-1358	AUTO CONTROLLER AND MULTI PORT CONTROL VALVE

STARK AQUATICS REPLACEMENT PARTS

B4803	3 1/2" LATERAL
B4804	LATERAL
B4806	DIVERTOR (TANK INTERNAL)
B4852BL-KIT	MANWAY COVER KIT
B4951	MANWAY ORING
MV250KIT	MULTIPOINT VALVE REBUILD KIT
SV3-06KIT	3-WAY 6" SLIDE VALVE REBUILD KIT
V3-04KIT	4" DIAPHRAM KIT
V3-06KIT	6" DIAPHRAM KIT
V3-06KITCL	6" CLEAR DIAPHRAM REBUILD KIT
V3-08KIT	8" DIAPHRAM REBUILD KIT
V3-06CL	6" CLEAR BACKWASH VALVE WITH FLANGES

UNICEL REPLACEMENT DE GRIDS AND CARTRIDGES

CARTRIDGES AND DE FILTER ELEMENTS

PENTAIR - AMERICAN PRODUCTS

24-1042	75 SQ.FT. C-9407
24-1044	100 SQ.FT. C-9410
24-1046	150 SQ.FT. C-9415
24-1048	200 SQ.FT. C-9419
24-0798	RED TOP T-380

BAKER HYDRO

24-0008	75 SQ.FT. C-7606
24-0009	100 SQ.FT. C-7607
24-1010	150 SQ.FT. C-7408

HAYWARD

24-0025	75 SQ.FT. C-7676
24-0038	90 SQ.FT. C-8409
24-1030	100 SQ.FT. C-7487
24-0039	120 SQ.FT. C-8412
24-1031	175 SQ.FT. C-8417

STA-RITE

24-0030	75 SQ.FT. UHD-SR70
24-0031	100 SQ.FT. UHD-SR100
24-0032	135 SQ.FT. UHD-SR135

A NEW CLEAR AND IMPROVED 6" 3-WAY BACKWASH VALVES

As you know, our diaphragm valves are the pivotal component of our filtration systems. These valves were designed to be reliable, cost-effective, and extremely easy to maintain and operate. However, we have recently improved our product, which has added the following striking improvements to our 6" backwash valves:

■ **Clear Valve Housing and Cover:** One goal of the project was to provide a visual actuation indicator to show when the valve was actuated, and also to provide means to visually inspect side port seals without removing the valve from the system. The clear valve housing accomplishes both.

■ **Anti-Vibration Fins:** The previous 3-Way valve would chatter under certain field conditions. Using a prototype of the clear valve, we identified that this was a result of the shaft assembly vibrating against the inside of the side port. The improved valve has anti-vibration fins integrally molded into the housing. Extensive bench and field testing has shown that this abated the chatter problem.

■ **Diaphragm Improvements:** A key target area was to improve the dimensional consistency of the diaphragms. We greatly tightened the allowable tolerance to ensure successful assemblies both in-house and in the field. We also changed the bolt holes size (from \_" to \_" bolt) to achieve a better seal at the bolt hole locations.

■ **Threaded Inserts in Housing:** An additional modification to the housing is the addition of \_" bronze, threaded inserts for attaching the cover. This offers superior resistance compared to the previous ABS thread. We chose bronze over stainless steel to prevent galling (a permanent fusion, which can occur at a stainless steel thread).

FILTRATION SYSTEM REPLACEMENT PARTS

PRESSURE GAUGES

Quality metal cased 2 1/2" dial dry gauges. Brass 1/4" MIP threads.			
24-0969	0-60 LBS. 1/8"	24-0971	0-60 LBS. 1/4"
24-0972	0-60 LBS. 1/4" BACK OUTLET	24-0976	0-60 LBS. 4 1/2" FACE

Premium metal cased gauge with liquid filled 2 1/2" dial. Liquid inside dial eliminates chatter. Brass 1/4" MIP threads.

24-0973	0-60 LBS. 1/4" LIQUID FILLED	24-0974	0-30 LBS. COMPOUND VAC-PSI
---------	------------------------------	---------	----------------------------

Plastic bodied Air Vent/ Vacuum relief valve for air bleed and vacuum relief in pumping systems.

24-0981	WATERMAN AIR VENT AND VACUUM RELIEF, 1" FIP
---------	---

VACUUM GAUGES

24-0975	0-30 LBS. 1/4"	24-0986	0.30 VAC GAUGE, 1/8"
---------	----------------	---------	----------------------

AIR RELIEF VALVES

24-0977	MANUAL LEVER 1/8", BRASS	24-0978	MANUAL LEVER 1/4", BRASS
---------	--------------------------	---------	--------------------------

SIGHT GLASS: CYCOLAC

24-0983	1.5" SLIP X 2" COUPLING	24-0985	1.5" COPPER
24-1885	PRE-COAT POTS		



UNIVERSAL DE GRIDS

24-0153	48 SQ.FT. FULL
24-0154	60 SQ.FT. FULL
24-0155	72 SQ.FT. FULL
24-0192	48 SQ.FT. PART
24-0193	60 SQ.FT. PART
24-0194	72 SQ.FT. PART



■ PENTAIR WHISPER-FLO PUMPS

WhisperFlo's innovative hydraulic design moves water more efficiently and more quietly than any other pump. Under typical operating conditions, WhisperFlo offers the greatest water flow of any high performance pump - yet with the lowest electrical consumption. Patented oversized strainer basket reduces cleaning frequency. New twist lid clamp allows quick removal of debris seen through the clear lid. 2" suction and discharge ports.

26-0109	WFE-2 1/2 HP 115/208-230V
26-0110	WFE-3 3/4 HP 115/208-230V
26-0111	WFE-4 1.0 HP 115/208-230V
26-0112	WFE-6 1.5 HP 208-230V
26-0113	WFE-8 2.0 HP 208-230V
26-0114	WFE-12 3.0 HP 208-230V

■ PENTAIR WHISPER-FLO DUAL SPEED PUMPS

26-0116	WFDS-6 1.5 HP -230V
26-0117	WFDS-8 2.0 HP -230V
26-0118	2.0 HP UPRATED DUAL SPEED - 230V
26-0119	2.5 HP UPRATED DUAL SPEED - 230V

■ PENTAIR WHISPER-FLO 3 PHASE PUMPS

26-0150	WFK-4 1.0 HP 208-230/460V
26-0151	WFK-6 1.5 HP 208-230/460V
26-0152	WFK-8 2.0 HP 208-230/460V
26-0153	WFK-12 3.0 HP 208-230/460V

■ STA-RITE POOL AND SPA PUMPS

The MAX-E-GLAS series pumps from Sta-Rite offers an extremely efficient motor that uses less energy to do more work. Available in 3/4 to 3HP. Superior hydraulic design moves larger volumes of water, which translates into lower operating costs. 2" port sizes. 6" "sea-thru" lid and large-capacity trap collects more debris without clogging or starving your pump. Also available in 3-phase models.

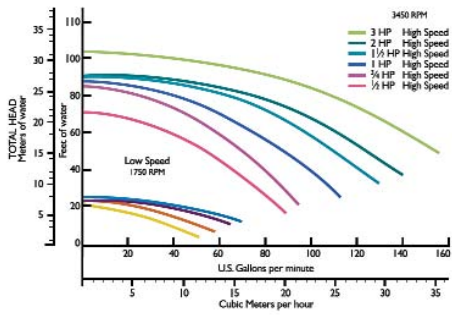
■ STA-RITE MAX-E-PRO PUMPS

The new Max-E-Pro features fast easy cleaning with Quick-Lock trap ring, with permanently lubricated oring, see-thru lens lid. Easy to service Quick-disconnect unions permit easy-off serviceability. 2" port size. Pumps use high-efficiency electric mortors.

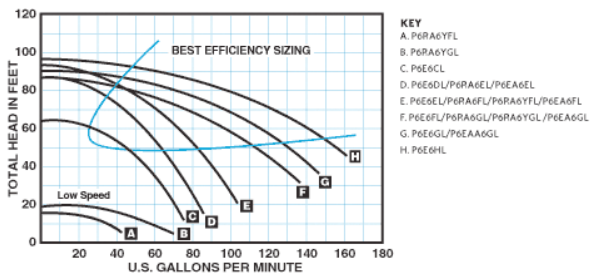
26-0560	3/4HP 5" X 1.5" 115/230V
26-0561	1 HP6" X 1.5" 115/230V
26-0562	1.5HP 6" X 1.5" 230V
26-0563	2 HP 6" X 2" 230V
26-0564	3 HP 6"X 2" 230V



Full-rated Performance Curves



Simply Smarter.



WE CARRY A COMPLETE LINE OF PLUMBING MATERIALS

1/2" THROUGH 8" OF PVC SCH 40  
1/2" THROUGH 8" OF PVC SCH 80  
VALVES • CHECK-VALVES • GLUE  
ALL AT COMPETITIVE PRICES

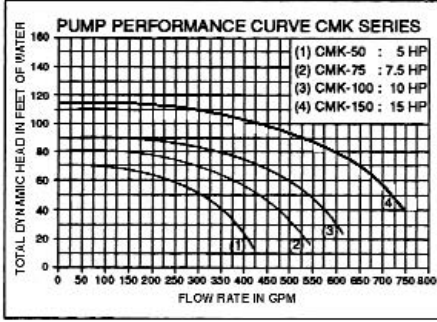
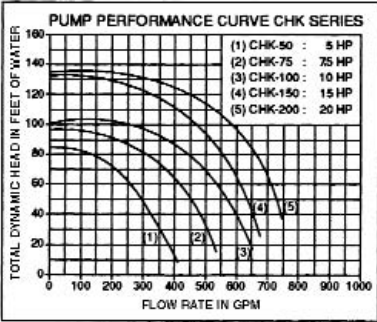
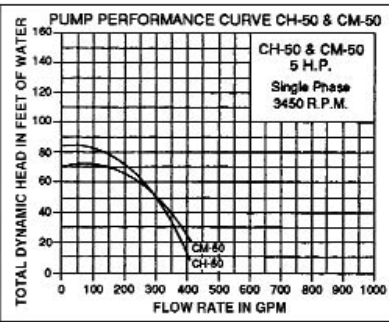
■ PENTAIR "C" SERIES COMMERCIAL PUMPS

■ COMMERCIAL, CAST IRON CONSTRUCTION, HEAVY DUTY CASE, 6" SUCTION 4" DISCHARGE FLANGED CONNECTIONS FOR EPOXY COATING ADD \$200.00 TO PRICE.

26-0289	CHK-50, 5 HP. HIGH - 220/440V
26-0294	CMK-50, 5 HP. MEDIUM - 220/440V
26-0295	CHK-75, 7.5 HP. HIGH - 220/440V
26-0296	CMK-75, 7.5 HP. MEDIUM -220/440V
26-0297	CHK-100, 10 HP. HIGH - 220-440V
26-0298	CMK-100, 10 HP. MEDIUM -220/440V
26-0299	CHK-150, 15 HP. HIGH - 220/440V
26-0303	CMK-150, 15 HP. MEDIUM -220/440V
26-0305	CHK-200 20 HP. HIGH - 220/440V

■ ALL PUMPS BELOW - SINGLE PHASE 230 V ONLY 60 HERTZ

26-0306	CH-50, 5 HP. HIGH - 230V ONLY
26-0307	CM-50, 5 HP - 230V ONLY



■ CENTURY PUREX REPLACEMENT PUMP MOTORS

26-0325	5 HP "C" SERIES, 230V, SINGLE PHASE
26-0285	5 HP, "L" SERIES, 230V, SINGLE PHASE
26-0324	5 HP "C" SERIES, 208-220/440V, 3 PHASE
26-0281	5 HP "L" SERIES, 208-220/440V, 3 PHASE
26-0326	7.5 HP "C" SERIES, 208-220/440V, 3 PHASE
26-0327	10 HP "C" SERIES, 208-220/440V, 3 PHASE
26-0328	15 HP "C" SERIES, 208-220/440V, 3 PHASE

CONTACT OUR SALES STAFF  
TO ORDER OUR FULL LINE  
REPLACEMENT  
PARTS CATALOG



WE CARRY A COMPLETE LINE OF ELECTRICAL SUPPLIES

WIRE • CONDUIT • BREAKERS  
LOAD PANELS • TIMERS  
GANG BOXES • JUNCTION BOXES  
ALL AT COMPETITIVE PRICES

VISIT OUR WEBSITE TO VIEW MORE  
PRODUCTS IN CATALOGS

WATERLINETECH.COM



COMMERCIAL PUMPS

■ STA-RITE COMMERCIAL PUMPS

Sta-Rite Bronze and Cast Iron self priming commercial pumps are especially designed for commercial and public swimming pools and spas, aquatic facilities, water parks and fountains where high performance is desired. Please consult our sales staff to determine the proper pump for your application.

■ STA-RITE "C" AND "CC" SERIES COMMERCIAL PUMP LESS TRAP

For semi-commercial and commercial pool and spa recirculation. 2 1/2" suction port and 2" discharge port. Strainer must be ordered separately.

26-0580 3HP, 208-230V - SINGLE PHASE

26-0581 3HP, 208-230/460V - THREE PHASE

26-0582 5HP, 208-230V - SINGLE PHASE

■ STA-RITE "CCSP" SERIES (EPOXY COATED) (NSF) - LESS TRAP

Pump has enclosed bronze impeller and standard 4" x 6" ANSI flange connections. Strainer must be ordered separately. Both pump and strainer can be ordered with epoxy coated casting for corrosion resistance.

26-0513 7.5 HP 3 PHASE, 208-230/460V

26-0514 7.5 HP 1 PHASE, 230V ONLY

26-0515 10 HP 3 PHASE, 208-230/460V

26-0516 15 HP 3 PHASE, 208-230/460V

26-0517 20 HP 3 PHASE, 208-230/460V

26-0512 PKG. 184C, 11" TRAP ONLY (EPOXY COATED)

■ STA-RITE REPLACEMENT PUMP MOTORS

P318 7.5 HP "CSPHK" SERIES, 230V, SINGLE PHASE

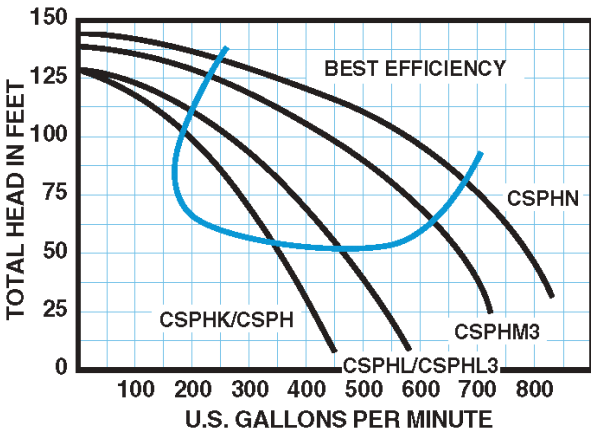
P320 10 HP "CSPHL" SERIES, 230V, SINGLE PHASE

E285 7.5 HP "CSPHK3" SERIES, 230-460V, 3 PHASE

E371 10 HP "CSPHL3" SERIES, 230-460V, 3 PHASE

E377 15 HP "CSPHM3" SERIES, 230-460V, 3 PHASE

E485 20 HP "CSPHN3" SERIES, 230-460V, 3 PHASE



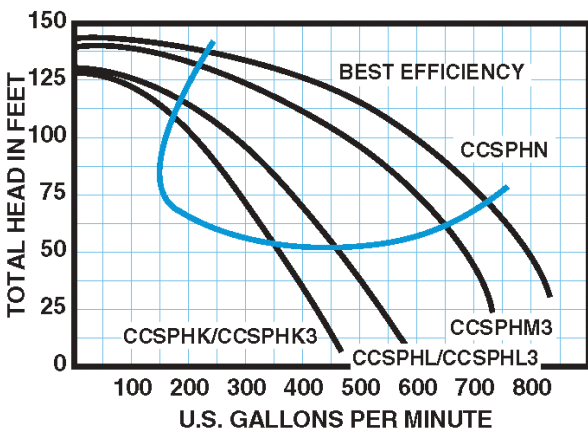
Simply Smarter.



■ AO SMITH - CENTURY MOTORS

CENTURY CLOSE-COUPLED AND LARGE COMMERCIAL PUMP MOTORS

The voltage delivered, the temperature in which the motor is operating within, and of course, altitude directly affect a motor's efficiency. Please insure your voltage before placing your motor order.



DETERMINING THE HEAD LOSS ON AN EXISTING POOL

USING A PRESSURE GAUGE AND VACUUM GAUGE

Make sure the filter is clean when pressure gauge and vacuum gauge are made.

STEP 1 - Multiply the pressure gauge reading x 2.31. This equals the head loss on the discharge side of the pump.

STEP 2 - Multiply the vacuum gauge reading x 1.13. This equals the head loss on the suction side of the pump.

STEP 3 - Add the two totals together for the total loss in the system

EXAMPLE:

Pressure gauge reads 20 lbs. Vacuum gauge reads 10 inches of mercury.

Pressure gauge 20 x 2.30 = 48 ft. of head

Vacuum gauge 10 x 1.13 = 11 ft. of head

57 ft. of head

COST OF RUNNING A MOTOR @ 10 CENTS PER KILOWATT HOUR

HP	HOUR	8 HOUR DAY	WEEK	MONTH	YEAR	AO SMITH E-PLUS MOTOR
1/2	\$.05	\$.40	\$ 2.80	\$12.13	\$145.60	\$ 116.48
3/4	.075	.60	4.20	18.20	218.40	174.72
1	.10	.80	5.60	24.36	291.12	232.90
1-1/2	.15	1.20	8.40	36.40	436.80	349.44
2	.20	1.60	11.20	48.53	582.40	465.92
3	.30	2.40	16.80	72.80	873.60	698.88



■ COMMERCIAL PUMP STRAINERS

A MERMADE FIBERGLASS STRAINERS W/S.S. BASKET

Fiberglass body, Transparent Acrylic Lid, 316 Stainless Steel V-Wire Baskets. Strainers may be ordered in a variety of configurations. T-Style - Straight through strainer style. FO-Style - Standrad or Standard reducing - Concentric or Eccentric Reducing. Strainers are supplied with flanged connections drilled to 150 lbs. ANSI standard.

26-1330 4" STANDARD FO SERIES STRAINER

26-1331 6" STANDARD FO SERIES STRAINER

26-1332 8" STANDARD FO SERIES STRAINER

26-1303 10" STANDARD FO SERIES STRAINER

26-1304 12" STANDARD FO SERIES STRAINER

26-1307 14" STANDARD FO SERIES STRAINER

B MERMADE S.S. PUMP REPLACEMENT BASKET ANGLED TOP

Please specify if an angled or flat baskets are being replaced. FO and T series strainers use angled baskets. Any MerMade strainer using an angled basket is blue in color. Older MerMade strainers used flat top baskets and were grey in color.

26-1320 4" S.S. BASKET

26-1321 6" S.S. BASKET

26-1322 8" S.S. BASKET

26-1323 10" S.S. BASKET

26-1324 12" S.S. BASKET

26-1325 14" S.S. BASKET

■ MERMADE REPLACEMENT O-RING

The body size of all 4" strainers was reduced in 1999. In addition to the choice between flat top and angled top mentioned above, we need to know the basket diameter (basket measured at the bottom). This dimension will be either 6 7/8" or 4 7/8". Also, lids and orings for 4" units needs to be ordered by diameter.

26-1346 4" LID O-RING 26-1305 6" LID O-RING

26-1301 8" LID O-RING 26-1347 10" LID O-RING

26-1306 MERMADE HAND KNOB



A



B

STRAINERS & MOTORS



■ AO SMITH - CENTURY REPLACEMENT MOTORS

The AO Smith-Century brand motors are the best built and least costly to operate. Motor efficiency is increased by using a capacitor for starting and a different capacitor for running. E-Plus motors are also built with cast iron endbells for longer life and more steel internally for smoother operation of the stator. E-Plus motors will reduce electrical consumption compared with a standard motor. All motors are set at 230v from the factory.

■ E-PLUS - C FRAME - KEYED SHAFT

E-Plus Energy Efficient "1081" - Centurion - Full Rate

26-2020 3/4 HP 115/230 VOLT

26-2021 1.0 HP 115/230 VOLT

26-2022 1.5 HP 115/230 VOLT

26-2023 2.0 HP 230 VOLT

26-2024 3.0 HP 230 VOLT

■ E-PLUS C FRAME - KEYED SHAFT

E-Plus Energy Efficient "1081" - Centurion - Full Rate

26-2079 1/2 HP 208-230/115V

26-2080 3/4 HP 208-230/115V

26-2081 1 HP 208-230/115V

26-2082 1.5 HP 208-230/115V

26-2083 2 HP 208-230/115V

26-2084 3 HP 208-230/115V

■ E-PLUS - SQUARE FLANGE - THREADED SHAFT

E-Plus - Energy Efficient "1081" - Centurion - Full Rate

26-2045 1/2 HP 115/230 VOLT 26-2046 3/4 HP 115/230 VOLT

26-2047 1.0 HP 115/230 VOLT 26-2048 1.5 HP 230 VOLT

26-2049 2.0 HP 230 VOLT 26-2050 3.0 HP 230 VOLT

■ E-PLUS C FRAME - THREADED SHAFT - SINGLE PHASE

E-Plus - Energy Efficient "1081" - Centurion - Full Rate

26-2088 1/2 HP 208-230/115V 26-2085 3/4 HP 208-230/115V

26-2086 1 HP 208-230/115V 26-2087 1.5 HP 208-230/115V

26-2089 2 HP 208-230/115V 26-2090 3 HP 208-230/115V

■ COMMERCIAL THREE PHASE MOTORS

A three phase motor is the most efficient motor and is constructed to last in a commercial environment. Please insure proper voltage before placing your order.

■ SQUARE FLANGED - THREADED SHAFT - THREE PHASE

60/50 HZ - Three Phase "1081" - Full Rate

26-1902 1/2 HP 208-230/460V 26-1903 3/4 HP 208-230/460V

26-1904 1 HP 208-230/460V 26-1905 1.5 HP 208-230/460V

26-1906 2 HP 208-230/460V 26-1907 3 HP 208-230/460V

■ C FRAME - KEYED SHAFT - THREE PHASE

60/50 HZ - Three Phase "1081" - Full Rate

26-2030 1/2 HP 208-230/460 VOLT 26-2031 3/4 HP 208-230/460 VOLT

26-2032 1.0 HP 208-230/460 VOLT 26-2033 1.5 HP 208-230/460 VOLT

26-2034 2.0 HP 208-230/460 VOLT 26-2035 3.0 HP 208-230/460 VOLT

■ C FRAME - THREADED SHAFT - THREE PHASE

60/50 HZ - Three Phase "1081" - Full Rate

26-1896 1/2 HP 208-230/460V 26-1897 3/4 HP 208-230/460V


26-1898 1 HP 208-230/460V 26-1899 1.5 HP 208-230/460V

26-1900 2 HP 208-230/460V 26-1901 3 HP 208-230/460V

ENERGY EFFICIENT PUMPS  
AND REPLACEMENT MOTORS  
WILL SAVE YOU MONEY  
ALL YEAR LONG



SUBMERSIBLE PUMPS



Little Giant®

"Your Solution Innovator"

LITTLE GIANT SUBMERSIBLE PUMPS

SMALL UTILITY SUBMERSIBLE PUMPS

Little Giant Oil-filled Submersible Pumps operate when completely submerged. Because they are hermetically sealed, motor windings can never become wet. All die-cast Aluminum Pumps are covered with a corrosion resistant coating. Each is filled with a special oil that provides lifetime lubrication and rapid dissipation of heat through the housing.

A	26-1085	2E-38N, 6 FT. POWER CORD, 3/8" FNPT X 1/4" MNPT	502203
		1/40 HP, 115 VOLT, 205 GPH @ 5' HEIGHT OPERATES SUBMERGED OR OPEN AIR	
B	26-1086	3E-34N, 10' POWER CORD, 3/4" FNPT INTAKE X 1/2"	503603
		1/15 HP, 115 VOLT, 575 GPH @ 5' HEIGHT OPERATES SUBMERGED OR OPEN AIR	
C	26-1087	5-MSP, 25' POWER CORD, 1" FNPT WITH HOSE CON.	505025
		1/6 HP, 115 VOLT, 1000 GPH @ V 10' HEIGHT OPERATES SUBMERGED ONLY	
	26-1082	5.5-ASP, 25' POWER CORD, 1 1/4" FNPT DISCHARGE	505701
		1/4 HP, 115 VOLT, 1800 GPH @ 10' HEIGHT OPERATES SUBMERGED ONLY	

BIG JOHN SUBMERSIBLE SUMP PUMPS

Big John Submersible Sump Pumps are designed for continuous use in moving large volumes of water. Every pump is tested before it leaves the factory. Cast iron housings, thermal overload protection, screened intake are all standard features. Available in manual and automatic models. Three automatic switches are available; float, diaphragm and snap-action.

D	26-1084	6E-CIA-SFS, 25' POWER CORD, 1 1/2" DISCHARGE	506701
		1/3 HP, 115 VOLT, 2520 GPH @ 10' HEIGHT SNAP ACTION AUTOMATIC CUTOFF OPERATES SUBMERGED ONLY	
E	26-1080	8-CIA, 25' POWER CORD, 1 1/4" DISCHARGE	508158
		4/10 HP, 115 VOLT, 2500 GPH @ 10' HEIGHT DIAPHRAGM AUTO CUTOFF OPERATES SUBMERGED ONLY	

LITTLE GIANT COMMERCIAL SUMP PUMPS

ELIMINATOR WASTEWATER AND SEWAGE PUMPS

Completely submersible. Pump discharges are FNPT. Cast iron pump housing and volutes with protective epoxy coating for corrosion resistance. Thermal overload protection. 14EH series pumps features 1/2 hp high speed motor and handles solids up to 3/4" in size. 2" FNPT connection with 20' power cord.

F	26-1096	14EH-CIM, 1/2 HP, 115 VOLT, 40 GPM @ 30' TDH	514220
	26-1097	14EH -CIM, 1/2 HP, 208-230 VOLT, 40 GPM @ 30'	514221
		16EH series pumps features 1 hp high speed motor and handles solids up to 3/4" in size. 2" FNPT connection with 20' power cord.	
	26-1098	16EH-CIM, 1 HP, 230 VOLT, 90 GPM @ 30' TDH	514520
	26-1099	16EH-CIM, 1 HP, 208-230 VOLT 3-PHASE, 90 GPM	514530
		20S-CIM series pumps features 2 hp high speed motor and handles solids up to 2" in size. 3" FNPT connection with 20' power cord.	
G	26-1100	20S-CIM, 2 HP, 230 VOLT, 205 GPM @ 10' TDH	520100
	26-1101	20S-CIM, 2 HP, 230 VOLT 3-PHASE, 205 GPM @ 10'	520150

FOUNTAIN, POND OR WATER FEATURE PUMPS



STAINLESS STEEL & BRONZE PUMPS

Our longtime customers rely on our stainless steel and bronze pumps, and once you've owned one, you'll know why. Five different models with flow rates from 225 gph to 1,200 gph cover a wide variety of uses. All pumps in this series come with a two-year warranty and will provide trouble free use in freshwater, saltwater or chlorinated water (3-5ppm). You can even use it in hot water up to 110°F!

6' or 20' power cords are standard. Custom cord lengths are available up to 100'. Stainless steel and bronze pumps are widely used in Koi ponds, water gardening, and applications where dependability and longevity are a must.

FEATURES & BENEFITS:

- Two year warranty
- Listed for consumer confidence
- Premium stainless steel and bronze construction for longevity
- Six or twenty foot power cord for convenience
- Suitable for fresh, salt or chlorinated water applications (max of 3-5 ppm)
- Can be used in hot water applications up to 110°F
- Extremely quiet operation
- Use submerged or in open air
- All models feature a flow adjuster

PUMP APPLICATIONS:

- Ideal for Koi Pond Applications
- Ponds and Water Gardens
- Medium to Large Sized Fountains
- Water Displays
- Waterfalls and Streams
- Aeration

	225 GPH PUMP W/ FLOW ADJUSTER AND VITON SEAL		900 GPH PUMP W/ FLOW ADJUSTER AND VITON SEAL
	320 GPH PUMP W/ FLOW ADJUSTER AND VITON SEAL		1200 GPH PUMP W/ FLOW ADJUSTER AND VITON SEAL
	580 GPH PUMP W/ FLOW ADJUSTER AND VITON SEAL		POSITIONING BRACKET FOR S580, S900, S1200

STAINLESS STEEL & BRONZE PUMPS													
Model	AMPS (MIN/MAX)	WATTS (MIN/MAX)	MAX FLOW	MAX HT.	1'	3'	5'	7'	9'	11'	13'	15'	17'
S225	.77-.81	45-52	240	6'	225	170	120	-	-	-	-	-	-
S320	.94-1.23	65-83	340	12'	320	260	200	170	140	-	-	-	-
S580	1.95-2.27	136-184	620	15'	580	425	390	355	320	290	260	-	-
S900	1.98-2.52	143-206	1000	17'	900	720	620	520	425	400	390	240	-
S1200	2.82-3.35	195-280	1140	19'	1120	1080	950	870	780	680	575	450	275

CAL PUMP STAINLESS STEEL & BRONZE SUBMERSIBLE OR OPEN AIR PUMPS

Six different models to choose from with flow rates from 225 gph to 2700 gph cover a wide variety of uses. These pumps come with a two-year warranty and will provide trouble free use in freshwater, saltwater and even chlorinated water. 115 or 230 volt motors. Power cord lengths are standard 6', 12', 20' - or any custom length. S225, S320 have 1/2" MNPT suction, 1/4" MNPT discharge with flow adjuster. S580, S900, S1200 have 3/4" MNPT suction, 1/2" MNPT discharge with flow adjuster. S2700 has 1" FNPT suction, 1" MNPT discharge. Operates submerged or open air. Operate horizontal or volute down.

STAINLESS STEEL AND BRONZE FOUNTAIN PUMPS

26-1051	225 GPH PUMP WITH 12' CORD, 240 GPH MAX
26-1059	S320T-6 *117 W/O FLOW ADJUSTMENT
26-1061	S320T-30 *117 W/O FLOW ADJUSTMENT
26-1052	580 GPH PUMP WITH 12' CORD, 620 GPH MAX
26-1055	580 GPH PUMP WITH 30' CORD, 620 GPH MAX
26-1058	900 GPH PUMP WITH 30' CORD, 1000 GPH MAX
26-1053	1200 GPH PUMP WITH 12' CORD, 1250 GPH MAX



POOL AND SPA CONTROLLERS



A

AK110

Programmable Chemical Controller



B

AK400

Programmable Chemical Controller



C

AK600

Programmable Pump Room Controller

■ ACU-TROL POOL AND SPA CONTROLLERS

Acu-trol single-pool and multi-pool controllers automatically and continuously monitor temperature, pH and Sanitizer, adding corrective chemical as needed keeping water parameters within preset limits. The Acu-trol controller will continually monitor one, two or three bodies of water at the same time, with phone modem systems and may be monitored and adjusted from remote locations.

■ ACU-TROL POOL PC TESTS THE ORP, PH, & TEMPERATURE

Display only. Does not operate as a controller - but a highly accurate reading device.  
28-3045 POOL PC

A AK110 pH/ORP PROGRAMMABLE CHEMICAL CONTROLLER

Single Pool Controller - ORP, pH, FLOW Password protected disables programming. LED alarm Indicator. Set points for pH and ORP. Programmable overfeed lockout. Patented flow cell with built in flow switch disables feeding in no flow conditions. LED displays visible at over 20'. Membrane overlay with built in light touch buttons. Proportional feed, feeder on and off times. Mixing times, over feed lock out times. Acid/base feed. 4-pager numbers 2 passwords.

- 28-3000 pH & ORP CONTROLLER, AK1200 CELL
- 28-3001 OPTIONAL 36.6 BAUDE MODEM W/SOFTWARE
- 28-3002 PIGTAIL KIT, 3
- 28-3003 POLYPRO MOUNTING BOARD
- 28-3004 ELECTRICAL GANG BOXES FOR FEEDERS

B AK400 PROGRAMMABLE CHEMICAL CONTROLLER  
Single Pool Controller - ORP, pH, Flow, TDS, Temperature, Pressure

Password protected disables programming. 7 passwords with 4 different levels. LED alarm indicator. Adjustable alarm set points. Programmable over-feed lock-out. Flow switch dissable. Patented flow cell with built-in flow switch disables feeding in no flow conditions. Sensor set point/calibration. 7-day calendar, controls to the second. 8 individual programs for 8 individual pager numbers. Langlier/Ryzner indexes. Proportional feed. Feeder on and off times. Mixing times. Overfeed lock out times. pH set point/calibration. Acid/Base feed. ORP set point/calibration. Sanitizer feed. Modem option required for paging. Ability to be updated remotely. Data records 286 days of hourly readings. Membrane overlay with built-in light touch buttons (21 button keypad). Total of 5 auxilary relays for input reading-control.

- 28-3010 AK400 - ONE BODY OF WATER - 5 RELAYS
- 28-3006 OPTIONAL 36.6 BAUDE MODEM W/SOFTWARE
- 28-3002 PIGTAIL KIT, 3
- 28-3005 POLYPRO MOUNTING BOARD
- 28-3004 ELECTRICAL GANG BOXES FOR FEEDERS

C AK600 PROGRAMMABLE PUMP ROOM CONTROLLER

Multiple System Control - Automate up to Three Systems with one Controller Complete Pump Room Control - Chemicals, Heaters, Pumps, Levels, Lights, Features Password protected disables programming. 7 passwords with 4 different levels. LED alarm indicator. Adjustable alarm set points. Programmable over-feed lock-out. Flow switch dissable. Patented flow cell with built-in flow switch disables feeding in no flow conditions. Sensor set point/calibration. 7-day calendar, controls to the second. 8 individual programs for 8 individual pager numbers. Langlier/Ryzner indexes. Proportional feed. Feeder on and off times. Mixing times. Overfeed lock out times. pH set point/calibration. Acid/Base feed. ORP set point/calibration. Sanitizer feed. Modem option required for paging. 16 relays - quick configuration using wizards. Full alphanumeric keyboard built into touch sensitive screen.

- 28-3011 AK600 - ONE BODY OF WATER
- 28-3012 AK600 - TWO BODYS OF WATER
- 28-3013 AK600 - THREE BODYS OF WATER - 16 RELAYS
- 28-3006 OPTIONAL 36.6 BAUDE MODEM W/SOFTWARE
- 28-3002 PIGTAIL KIT, 3
- 28-3005 POLYPRO MOUNTING BOARD
- 28-3004 ELECTRICAL GANG BOXES FOR FEEDERS



■ CONTROL pH WITH SAFE TO USE Co2

Co2 is a natural, non-corrosive gas that can be used as a substitute for liquid acid in chemical treatment of aquatic systems. Co2 is available in standard pressurized gas cylinders. When dissolved in water, it forms carbonic acid H2Co3, a relatively weak acid which can be used to lower the pH of the water and to raise the total alkalinity.

The AKCo2 system is a self contained solenoid and flow meter. The solenoid and flow meter are preplumbed and ready for wall mount. After mounting, the unit, tanks and diffusers are easily installed using push lock fittings.

Your system will require a vendor to supply you CO2 in cylinders or bulk storage tanks. Cylinders are available from your CO2 supplier, same as CO2 used in beverage machines. These cylinders may be connected to the wall mounted unit and automatically controlled by your system controller. Bulk tanks are available to be purchased or leased. This is a very simple solution to storage concerns and hazardous material issues involving acids.

■ pH CONTROL - CO2 SYSTEMS

- |         |                                   |          |
|---------|-----------------------------------|----------|
| 28-3040 | CO2 LOW, 0-30 SCFH W/REGULATOR    | CO2 LOW  |
| 28-3041 | CO2 HIGH, 0-100 SCFH W/REGULATOR  | CO2 HIGH |
| 28-3043 | CO2 LOW, 0-30 SCFH - NO REGULATOR | CO2 NR   |



FLOW CELL w/PROBES 28-3026  
Flow Chamber and ORP/pH sensors



PRESSURE SENSOR 28-3020  
Monitors Water Pressure in the System



TEMPERATURE SENSOR 28-3030  
Monitors Temperature of System Water



CONDUCTIVITY SENSOR 28-3022  
Monitors Conductivity of the Water to Determine TDS

PH CONTROL SYSTEM



Co2 IS A NATURAL, NON-CORROSIVE GAS THAT CAN REDUCE ACID CONSUMPTION

Co2 pH INJECTION - CONTROL SYSTEM

■ INSURE COMPLETE Co2 ABSORPTION

CO2 pH Control system with ram-style venture injector manifold, regulator/flowmeter, valves, contact chamber, stainless steel check valve and electronic control panel. All skid mounted. Booster included. Total Alkalinity pump added as an option to maintain proper TA levels, see LMI feed pumpsfor proper sizing. Complete system ready to install.


- |         |                           |           |
|---------|---------------------------|-----------|
| 28-0907 | pH - Co2 INJECTION SYSTEM | 920000060 |
|---------|---------------------------|-----------|

■ Co2 SYSTEM PARTS

- |         |                                       |           |
|---------|---------------------------------------|-----------|
| 28-3522 | 1 1/2" MAZZEI INJECTOR-EDUCTOR - 584C | 606000150 |
| 28-1930 | Co2 DUAL TANK AUTO CHANGE OVER        | 920000090 |
| 28-1931 | DIFFUSER ASSEMBLY COMPLETE            | 810490000 |
| 28-1932 | SOLENOID VALVE, 1/4" - 110 VAC        | 606000040 |
| 28-1933 | CO2 REGULATOR ONLY, LOW FLOW          | 606000010 |
| 28-1934 | CO2 REGULATOR ONLY, HIGH FLOW         | 606000080 |

■ BULK CO2 STORAGE TANKS

- |   |                                |
|---|--------------------------------|
| TAYLOR-WHARTON LIQUIDATOR BULK Co2 STORAGE TANK AND REMOTE FILL |                                |
| TCM-400   | TCM-400, 400 POUNDS OF STORAGE |
| TCM-600   | TCM-600, 600 POUNDS OF STORAGE |



AMPEROMETRIC SENSOR 28-3025  
Amperometric Parts-Per-Million Sensor With Pump. Used for Monitoring Sanitizer Levels



## POOL AND SPA CHEMICAL FEEDERS



## ■ Series A/B/C Chemical Metering Pumps

Series A, B and C Chemical Metering Pumps have been an industry standard for over 20 years. The familiar yellow and black pumps have a rugged, totally enclosed, chemically resistant housing for protection in the harshest environments. Encapsulated electronics and a rigid housing and stroke bracket ensure years of precise, repeatable performance. Several control options are available for all applications and budgets:

<b>Series A:</b>	
<b>Max. Output</b>	2.0 GPH (7.6 l/h)
<b>Max. Pressure</b>	250 psi (17.3 bar)

<b>Series B:</b>	
<b>Max. Output</b>	7.0 GPH (26.5 l/h)
<b>Max. Pressure</b>	150 psi (10.3 bar)

<b>Series C:</b>	
<b>Max. Output</b>	25.0 GPH (95.0 l/h)
<b>Max. Pressure</b>	300 psi (20.7 bar)



## ■ Series P Chemical Metering Pumps

The Series P Metering Pump is designed for more economical chemical injection. The totally enclosed, chemically resistant housing and encapsulated electronics provide the performance and long life that you've come to expect from an LMI Pump. The compact size and wide range of outputs makes it ideal for OEM applications. Dual manual control of stroke speed and length and fixed speed versions are available for simple manual or on/off control.

<b>Max. Output</b>	Series P: 2.0 GPH (7.6 l/h)
<b>Max. Pressure</b>	250 psi (17.3 bar)



## ■ Motor-driven Chemical Metering Pumps

Series G Motor-Driven Metering Pumps  
The Series G Metering Pump is designed for high output applications. The drive incorporates a variable eccentric design which ensures smooth output and reduces system shock. The mechanically actuated diaphragm reduces the possibility of hydraulic oil contamination of process liquid which makes this an ideal pump for water treatment applications. DC variable speed drives are available for external control and automation.

<b>Max. Output</b>	Series G: 310 GPH (1250 l/h)
<b>Max. Pressure</b>	150 psi (10.0 bar)

## ■ LMI LIQUID FEED PUMPS AND REPLACEMENT PARTS

Model numbers with SP are for pipe connections, Models with SI are foot valves for drums.

<b>28-1048</b>	P131-398SI, 0-10.8 GPD, MAX AT 110 PSI
<b>28-1049</b>	P051-398SI, 0-24 GPD, MAX AT 110 PSI
<b>28-1042</b>	A151-398SI, 0-24 GPD, MAX AT 110 PSI
<b>28-1022</b>	B121-398SI, 0-60 GPD, MAX AT 100 PSI
<b>28-1034</b>	C121-362SP, 0-96 GPD, MAX AT 100 PSI
<b>28-1025</b>	M131-11SP, 0-240 GPD, MAX AT 120 PSI

## ■ LMI PUMP ACCESSORIES

<b>28-1026</b>	LMI SECONDARY TUBING CONTAINMENT
<b>28-1010</b>	FRP PLASTIC PUMP MOUNTING SHELF
<b>28-1055</b>	3/4" NPT BZ CORP STOP

## ■ KOPkit® FOR PULSAtron Pumps

Pulsafeeder has built a reputation for superior reliability by supplying carefully designed, high quality equipment. Even the best equipment, however, requires a minimal amount of maintenance. KOPkits are designed to guard against unnecessary downtime and assure you the highest level of efficient and uninterrupted service from out PULSAtron pumps. KOPkits contain recommended spare parts for those parts that usually require preventive maintenance. KOPkits immediately available in all wetted materials at very affordable prices.



## ■ Four Function Valve (4FV)

This compact and economical valve performs four important functions for your LMI pump:

1. Diaphragm type anti-syphon protection
2. Back pressure
3. Priming aid/line drain
4. Pressure Relief

Priming with the 4FV is simple and is achieved by turn of the pressure relief knob. We highly recommend this accessory for every LMI electromagnetic pump.

## REPLACEMENT PART KITS



## ■ RPM Pro Pac™ Kits FOR LMI Pumps

Spare parts kits are available for all LMI Chemical Metering Pumps. RPM Pro Pac™ Kits for LiquiPro™ Liquid Ends (300 Series) include all of the parts that are required for routine preventive maintenance. The convenient, clear skin packaging and liquid end drawing ensure quick and easy replacement of expendable parts.



## SENNER CLASSIC SERIES

Primed and Ready to Meet Your Needs!  
Time Tested for Dependability.



## SINGLE HEAD: FIXED RATE



## SINGLE HEAD: ADJUSTABLE RATE

## ■ SENNER PERISTALTIC PUMPS - SINGLE HEAD PUMPS

## COMPLETE FEEDER SYSTEMS

Pumps listed below uses 3/8" white tubing - 120v - #5 Tubes Only

<b>28-0580</b>	45M - 50 GPD MAX @ 25 PSI - VARIABLE SPEED	45M5
<b>28-0581</b>	85M - 85 GPD MAX @ 25 PSI - VARIABLE SPEED	85M5
<b>28-0582</b>	45MP - 50 GPD MAX @ 25 PSI - FIXED RATE	45MP5
<b>28-0583</b>	45MHP - 10 GPD MAX @ 100 PSI - VARIABLE SPEED	45MHP10
<b>28-0584</b>	85MP - 85 GPD @ 25 PSI - FIXED RATE	85MP5
<b>28-0586</b>	85MHP - 40 GPD @ 100 PSI - VARIABLE SPEED	85MHP40

## SENNER TUBE ASSEMBLIES - 1 EACH

<b>28-1725</b>	SENNER #1 FEED TUBE (1/4")	CP21BLK
<b>28-1726</b>	SENNER #2 FEED TUBE (1/4")	CP22BLK
<b>28-1727</b>	SENNER #3 FEED TUBE (1/4")	CP23BLK
<b>28-1728</b>	SENNER #4 FEED TUBE (3/8")	CP24BLK
<b>28-1729</b>	SENNER #5 FEED TUBE (3/8")	CP25BLK

## SENNER TUBE ASSEMBLIES - 2 PAC KITS

<b>28-1700</b>	#1 TUBE ASSBLY, 45-1 (1/4")	UCCP201
<b>28-1701</b>	#2 TUBE ASSBLY, 45-2 (1/4")	UCCP202
<b>28-1702</b>	#3 TUBE ASSBLY, 45-3 (1/4")	UCCP203
<b>28-1703</b>	#4 TUBE ASSBLY, 45-4 (3/8")	UCCP204
<b>28-1704</b>	#5 TUBE ASSBLY, 45-5 (3/8")	UCCP205



## ■ PULSAtron SERIES E PLUS

- 4-20 mADC and Stop inputs, or External Pacing and Stop inputs are available
- Auto-Off-Manual switch
- Highly reliable timing circuit
- Thermally protected solenoid with auto-reset
- EMI resistant
- Panel mounted fuse
- Indicator lights
- Bleed Valve Assembly

Twenty distinct models are available with pressure capabilities to 300 psig @ 3 GPD and capacities to 500 GPD @ 20 psig. Maximum discharge is reproducible to within +2% of maximum capacity. Liquid end materials same as Series MP



## ■ WALL MOUNT BRACKET

Our wall mount brackets are ideal for mounting pumps on the wall, or other vertical surfaces.

- Heavy duty ABS plastic, epoxy coated steel, or stainless steel
- Mounting hardware included
- Engineered to accept all PULSAtron® metering pumps and all models of the CHEM-TECH Series 100.

<b>28-1005</b>	S.S. WALL MOUNTING SHELF	L9902700
<b>28-1006</b>	PLASTIC MOUNTING SHELF	L9908200

## ■ PULSAFEEDER LIQUID FEED PUMPS

## ■ PULSATRON FEED PUMPS

**LPA3 MAX FLOW RATE: 12 GPD MAX PRESSURE 100 PSI**

<b>28-1402</b>	LPA3SA-VHCl-XXX	115 VOLT
<b>28-1403</b>	LPA3-SB-VHCl-XXX	240 VOLT
<b>28-1404</b>	K3VHCl KOP KIT (FOR THESE PUMPS)	

**LPB4 MAX FLOW RATE: 24 GPD MAX PRESSURE 100 PSI**

<b>28-1401</b>	LPB4-SA-VHCl-XXX	115 VOLT
<b>28-1408</b>	LPB4-SB-VHCl-XXX	240 VOLT

**LPE44 MAX FLOW RATE: 44 GPD MAX PRESSURE 100 PSI**

<b>28-1410</b>	LPE4-SA-VHCl-XXX	115 VOLT
<b>28-1407</b>	K4VHCl KOP KIT	
<b>28-1405</b>	LPE44-SB-VHCl-XXX	240 VOLT

**LPG5 MAX FLOW RATE: 94 GPD MAX PRESSURE 100 PSI**

<b>28-1414</b>	LPG5-SA-VHCl-XXX	115 VOLT
<b>28-1418</b>	K5VHCl KOP KIT	
<b>28-1409</b>	LPG5-SB-VHCl-XXX	230 VOLT
THIS PUMP INCLUDES BLEED VALVE IN PRICE		

**LPK7 MAX FLOW RATE: 190/29.96 GPD MAX PRESSURE 50 PSI 3.3 BAR**

<b>28-1415</b>	LPK7-SA-VHCl-XXX	
<b>00-6773</b>	K7VHCl KOP KIT	K7VHCl



FLOW METERS



■ BLUE AND WHITE FLOWMETERS

**A F-400N SERIES IN-LINE FLOWMETERS**

The F-400N series flowmeters are machined of high quality acrylic rod stock, and carefully polished to a clear-as-glass finish. Easy to read scales are screened on the meter body. Adapters are G/F Polypropylene reinforced with aluminum stress rings for added strength, and O-RING seals are Vinton.

28-0928	FLOWMETER, 0-5 GPM, 1/2" THD INLINE	F-40500LN-8
28-3656	FLOWMETER, 0-1 GPM, 1/2" THD INLINE	F-44375LHK-8
28-0481	FLOWMETER, 1-10GPM, 3/4" THD INLINE	F-40750LN-12

■ F-440 SERIES FLOWMETERS

These compact, durable units are injection molded of heat and chemical resistant Polysulfone. They feature Quick Lock connections that couple the meter body to the pipe connectors at each end of the flowmeter.

28-0482	FLOWMETER, 1-10 GPM, 3/4" THD IN-LINE	F-44750LH-12
---------	---------------------------------------	--------------

**B F-300 SERIES FLOWMETERS**

F-300 series are the BEST flowmeters made specifically for Pool and Spa applications. Flowmeters are installed after the filtration system in commercial pool applications. This enables the service person to tell at a glance if the recirculating pump is pushing an adequate amount of water to ensure water turnover. The 300 series flowmeters are available in configurations for both horizontal and vertical mount installations in closed pipe system. Please specify type of pipe - copper or PVC. Please specify top mount - side mount - verticle up - verticle down flow.

28-0461	1" PVC FLOWMETER - 5 TO 40 GPM	F-30100P
28-0460	1.5" PVC FLOWMETER - 20 TO 100 GPM	F-30150P
28-0462	1.5" COPPER FLOWMETER -20 TO 100 GPM	F-30150T

28-0464	2" PVC FLOWMETER - 40 TO 150 GPM	F-30200P
28-0466	2" COPPER FLOWMETER - 40 TO 150 GPM	F-30200T
28-0467	2" PVC SIDE MOUNT FLOWMETER - 40 TO 150 GPM	D-30200P

28-0468	2 1/2" PVC FLOWMETER - 60 TO 240 GPM	F-30250P
28-0469	2 1/2" COPPER FLOWMETER - 60 TO 240 GPM	F-30250T

28-0422	3" PVC FLOWMETER - 80 TO 300 GPM	F-30300P
28-0471	3" COPPER FLOWMETER - 80 TO 300 GPM	F-30300T

28-0470	4" PVC FLOWMETER - 125 TO 500 GPM	F-30400P
28-0472	6" PVC FLOWMETER - 250 TO 1050 GPM	F-30600P
00-8407	8" PVC FLOWMETER - 500 TO 1900 GPM	F-30800P



Blue-White  
Industries, Ltd.



■ SIGNET FLOW RATE INDICATORS

**C SIGNET 5090 PROPOINT SENSOR-POWERED FLOW MONITOR**

The 5090 Sensor-Powered flow meter system is an economical analog flow rate indicator. No additional power is required. Standard cable length of 25 feet from flow sensor. Optional rear cover box kit, liquid tight cable kit, surface mount bracket, and adapter kit for older models. The MK-509 self powered flow meter box has been replaced with a smaller 3-5090 box. Where placing an old unit a box adapter will be required.

28-0520	3-5090 FLOW MONITOR	3-5090
---------	---------------------	--------

**D ROTOR-X FLOW SENSOR**

28-0521	ROTOR-X FLOW SENSOR - 1/2" TO 4" PIPE	P51530-P0
28-0522	ROTOR-X FLOW SENSOR - 5" TO 8" PIPE	P51530-P1
28-0523	ROTOR-X FLOW SENSOR - 10" PIPE	P51530-P2

■ ROTOR SADDLE INSTALL KITS FOR PVC PIPE

28-0524	4" SENSOR INSTALLATION FITTING - PVC PIPE	PV85040
28-0526	6" SENSOR INSTALLATION FITTING - PVC PIPE	PV85060
28-0527	8" SENSOR INSTALLATION FITTING - PVC PIPE	PV85080
28-0528	10" SENSOR INSTALLATION FITTING - PVC PIPE	1R85100

■ MONITOR INSTALL OPTIONAL KITS

28-0533	CONDUIT SENSOR ADAPTER KIT	P51589
28-0534	BACK COVER KIT	P50078
28-0536	MOUNTING STRAP KIT	M0234-2
28-0537	MOUNTING BRACKET	P50060
28-0538	ADAPTER KIT	

■ SIGNET LO-FLOW SENSORS USED WITH CHEMTROL CONTROLLERS

Signet Low-Flow sensors work with Chemtrol PC series Chemical Controllers. The signal is different from the standard Signet flow sensor.

28-0530	ROTOR-X LOW-FLOW SENSOR - 1/2" TO 4" PIPE	2536-PO
28-0531	ROTOR-X LOW-FLOW SENSOR - 5" TO 8" PIPE	2536-P1
28-0532	ROTOR-X LOW-FLOW SENSOR - 10" PIPE	2536-P2

CONTACT OUR SALES STAFF TO ORDER  
OUR FULL LINE  
REPLACEMENT  
PARTS CATALOG



■ CONTROLLER PROBES - SOLENOID VALVES

Two-way general service valves operate with 24volt service.

28-0920	SOLENOID MOUNTING BRACKET	MB38-713
28-0922	3/8" BRASS SOLENOID VALVE, 24V	8210G93
	1/2" BRASS SOLENOID VALVE, 24V	
28-1920	3/4" BRASS SOLENOID VALVE, 24V	
28-1921	1" BRASS SOLENOID VALVE, 24V	
	1 1/4" BRASS SOLENOID VALVE, 24V	

■ LINK AUTOMATION PROBES

28-1610	LINK ORP PROBE	
28-1612	LINK pH PROBE	

■ AQUASOL CONTROLLER PROBES

28-1390	AQUASOL ORP PROBE	S010
28-1391	AQUASOL PH PROBE	S020

■ STRANTROL CONTROLLER PROBES

28-1895	STRANTROL pH SENSOR	7040004
28-1893	STRANTROL pH SENSOR LONG LEAD	7040002
28-1896	STRANTROL ORP SENSOR	7042002
28-1894	STRANTROL ORP SENSOR LONG LEAD	7042003



■ CO2 DIFFUSER ASSEMBLY

The AK Diffuser comes complete with check valve, compression fittings and diffuser-ready for installation. The check valve ensures that contamination of feed line is prevented. The 1/4" compression fitting allows for quick and easy installation. 1/2" NPT Threaded Injector.

28-1931	AK CO2 DIFFUSER	
---------	-----------------	--

GUIDE TO PROPERLY INSTALLED FLOWMETERS

A properly installed flowmeter is the best indicator a service tech may have to insure a proper filtration rate for your facility. This simple to install device will confirm what designers estimate upon facility design and health department official rely upon to determine if the system is properly functioning. Location is very important to the success of the flowmeter. All flowmeters must be installed on a level pipe with a minimum of 10 times pipe diameter in front of the meter and at least five times pipe diameter behind the meter. Water tends to swirl through a pipe, so you hope that the flowmeter indicator hits the flow of water. Flowmeters now come in a variety of configurations and offer many choices for installations. Flowmeters can now be purchased for pipes horizontal and verticle. Verticle pipe flowmeters may now be purchased for flow going up or flow going down the pipe. Understanding how much water can be pushed through a pipe is very important. Water should not be forced through a pipe. You can only get so much water through a hole without creating undo pressure. Flow through pipe is related to velocity. Water velocity should not exceed 6 feet per second on the suction of your system and not more than 10 feet per second on the discharge side. Hydraulics calculate this as water will tend to destroy pipe as it is forced to move quicker than the recommended speed. Your piping system was calculated by an engineer and approved by the local building codes dictating the velocity. When trying to improve your system with more flow you need to be aware of how much water you can move through the pipe without exceeding the proper velocity based upon pipe size. Please refer to the chart below. Also please be aware that a flowmeter has a printed range of flow which is not intended to determine the allowed amount of flow for that pipe size.

Flowmeters can be purchased in various types depending on your system and if it has control systems requiring signal outputs or a more accurate display of flow. With the various manufactures of chemical controllers and filter controllers please insure of the type and brand. Most manufactures will use the Signet line of paddle wheel meters - these meters are specific to the type of signal required to the control device.

PIPE SELECTION

Proper flow rates for selected pipe size.

1.5"	45 GPM SUCTION - 65 GPM DISCHARGE
2"	75 GPM SUCTION - 105 GPM DISCHARGE
3"	160 GPM SUCTION - 240 GPM DISCHARGE
4"	275 GPM SUCTION - 375 GPM DISCHARGE
6"	675 GPM SUCTION - 900 GPM DISCHARGE
8"	1100 GPM SUCTION - 1600 GPM DISCHARGE
10"	1750 GPM SUCTION - 2500 GPM DISCHARGE

FLOW METERS



DOUBLE WALL CHEMICAL STORAGE TANKS

A HEAVY WALL CHEMICAL STORAGE TANKS

Please contact our sales department for information regarding our many different solution tanks, covers and tank fittings. We offer many choices for all installations. Our chemical delivery systems offer employee safety, storage security and delivery requirements that insure all aspects of chemical storage are safe. Our sales staff will site survey your facility and offer the right system based upon your requirements.



DOUBLE WALL BULK STORAGE CONTAINMENT TANK

DC SERIES - Linear Polyethylene

Primary tank of the double wall tanks is completely contained. Save valuable floor space. Double wall tanks are designed for both indoor and outdoor applications. Outer tank wall is translucent. Standard with 8" manways. Optional tank fittings purchased seperately. Optional seismic restraint kits. Optional acid fume suppression systems.

28-0550	100 GALLON, 35" X 39" H	TC3539
28-0551	150 GALLON, 34" X 48" H	TC3448
28-0552	200 GALLON, 41" X 52" H	TC4152
28-0553	350 GALLON, 52" X 56" H	TC5256
28-0554	500 GALLON, 59" X 71" H	TC5971
28-0556	1000 GALLON, 74" X 85" H	TC7485

HEAVY WALL BULK STORAGE TANKS - SINGLE WALL  
IA SERIES - INDUSTRIAL AND COMMERCIAL APPLICATIONS

Manufactured from linear polyethylene in one piece, seamless construction, this tank series is designed for either indoor or outdoor applications. Translucent for convenient product level viewing. Flat bottom. All tanks up to 750 gallons have center manways. Manways sizes 130 gallon tank 8" - 300 - 1000 gallon tank 16". Optional tanks fittings purchased seperately.

28-0569	130 GALLON, 23" X 76" H	TC2376
28-0568	300 GALLON, 45" X 60" H	TC4560
28-0572	550 GALLON, 45" X 94" H	TC4594
28-0573	650 GALLON, 56" X 70" H	TC5670
28-0574	1000 GALLON, 69" X 74" H	TC6974IA




B SMALL DOUBLE WALL STORAGE TANKS

LL SERIES

UV resistant yellow polyethylene chemical tanks. Each tank has capped fill port and suction tube port. Molded for easy installation of optional pump, mixer and level sensor. 8" manways.

28-0660	18 GALLON, 23" X 21" H	1821-LL
28-0661	35 GALLON, 23" X 33 1/2" H	3546-LL
28-0662	65 GALLON, 28" X 35" H	6577-LL
28-0663	120 GALLON, 33" X 44" H	120140-LL



DRUM SPILL CONTAINMENT PALLETS

The perfect solution for storing your chemical drums. Both drum pallets are designed so that hazardous spills can be safely contained in pallet basin - not on your floors or the soil. Pallets hold either two or four 55 gallon drums. Convenient forklift entry. Designed for in-plant use, not for transport.

C	TWO-DRUM, 55" X 28" X 17" H	SP1006HA
D	FOUR DRUM, 54" X 54" X 14" H	SP1003HA

SECURITY SPILL CONTAINMENT VESSEL

Multi-purpose container is ideal as a portable secondary containment vessel, as a storage container or as a drum pumping station. Unique hinged cover is lockable for security and safety. Forkliftable for easy handling. 122 gallon capacity.

E	TWO-DRUM, 56" X 32" X 45" H WITH COVER	SP1001HA
---	--	----------



HEAVY WALL CHEMICAL STORAGE TANKS - SINGLE WALL

High density linear polyethylene cylindrical tank. 1/4" wall thickness. Optional tank fittings and lid purchased seperately.

28-0033	5 GALLON, 11" X 14" H	
28-0034	15 GALLON, 15" X 21 1/2" H	
28-0036	15 GALLON COVER	
28-0045	17 GALLON, 18" X 16 1/2" (CONTAINMENT TANK)	
28-0038	30 GALLON, 18" X 28 1/2" H	
28-0040	30 GALLON COVER	
28-0043	55 GALLON, 22 1/2" X 34" H	
28-0044	55 GALLON COVER	

CHEMICAL STORAGE TANKS ACCESSORIES

TRANSPORT TANK

PICK UP TRUCK TANKS

Manufactured in one piece, seamless construction, this series of tanks has been designed for economy and long service. Rectangle shape saves space and does not need stands or cradles. Ideal for pick up trucks. Must have containment basin for transportation of hazardous chemicals. Truck must have placards displaying UN number or chemical. Tanks must be secured to truck bed.

28-0560	55 GALLON, 42" X 26" X 16" H	TRANS 55
---------	------------------------------	----------

OPEN TOP FLAT BOTTOM CONTAINMENT STORAGE TANKS

One piece molded heavy walled tanks designed to withstand rugged service. These tanks are designed to be used as containment basins for single walled bulk storage tanks. Translucent for visible content level.

28-0562	360 GALLON, 48" X 48" H	TC4848AA
28-0563	675 GALLON, 66" X 46" H	TC6646AA
28-0564	1000 GALLON, 84" X 46" H	TC8446AA

TERBUSH PLASTIC LIQUID LEVEL INDICATORS

Plastic level indicators mounted on tank will display accurate tank levels where levels cannot be seen. Terbush plastic indicators are suitable for chemical environments. Mounting must be close to side wall so level arm can swing clear of any other tubing inside tank. Tank depth is critical to accurate readings. Level indicators must be mounted in a 2 1/2" FIP threaded bulkhead or tank mounted coupling.



28-1200	TANK DEPTH OF 42-46" ONLY	DTI-LLI-42S
28-1201	TANK DEPTH OF 52-54" ONLY	DTI-LLI-56S
28-1203	TANK DEPTH OF 56-58" ONLY	DTI-LLI-52S
28-1202	TANK DEPTH OF 72-74" ONLY	DTI-LLI-72S

ULTRASONIC CONTINUOUS LEVEL CONTROLLED TANK SYSTEMS

The ultimate in level control at an affordable price. Non-contact continuous level monitoring. Level control, inventory monitoring by automation or telemetry. Relay control options include strobe flashing light, audible alarms and remote web-based or phone paging systems. Advanced microprocessor intelligence delivers failsafe measurement. Please contact our sales department for applications

28-1110	0' to 6' NON-CONTACT LEVEL TRANSMITTER	LA15-5001
28-1111	6' TO 12' NON-CONTACT LEVEL TRANSMITTER	LU20-5001
28-1112	0-24 mA CONTINUOUS RELAY CONTROLLER	LC52-1001
28-1113	STROBE ALERT REMOTE ALARM	LC10-1004
28-1114	AUDIBLE REMOTE ALARM	OPTION E

SINGLE WALL CHEMICAL STORAGE TANKS

TUBING AND TUBING FITTINGS

CHEMICAL, AIR, AND SLIDE TUBING

The below listed tubing is sold in per foot increments. When ordering replacement tubing for certain brand chemical feeders please consult the operating manuals. Most chemical feeders use a clear vinyl tubing for suction and either a black (outdoors) or white (indoors) poly tubing for the discharge side. Feed pumps have limits on the length of tubing on the suction and discharge.

TUBING - CLEAR VINYL

Used mostly for suction side of feed pumps. Length is critical.

18-0269	1/4" CLEAR VINYL TUBING, PER FOOT	AIR
18-0270	1/4" CLEAR VINYL TUBING, PER 100 FT.	AIR
28-0703	3/8" CLEAR VINYL TUBING, PER FOOT	
28-0070	7/16" CLEAR VINYL TUBING, PER FOOT	ROLA-CHEM
28-0072	7/16" CLEAR VINYL TUBING, PER 100 FT.	ROLA-CHEM
28-0702	1/2" CLEAR VINYL TUBING, PER FOOT	

TUBING - WHITE POLY

Used for indoor installations for discharge side of feed pumps.

20-0151	1/4" WHITE POLY TUBING, PER FOOT	SLIDE
28-0708	1/4" WHITE POLY TUBING, PER FOOT	
28-0704	3/8" WHITE POLY TUBING, PER FOOT	
28-0700	1/2" WHITE POLY TUBING, PER FOOT	
28-0709	5/8" WHITE POLY TUBING, PER FOOT	

TUBING - BLACK POLY

Used for outdoor installations for discharge side of feed pumps.

28-0707	1/4" BLACK POLY TUBING, PER FOOT	28363
28-0701	3/8" BLACK POLY TUBING, PER FOOT	
28-0705	1/2" BLACK POLY TUBING, PER FOOT	

TANK AND DRUM FITTINGS

FAST & TIGHT FITTING

28-3752	3/8" MIP X 3/8 TUBE	
28-3675	3/8" MIP x 3/8" TUBE 90'	
28-3680	3/8" TUBE TEE	
28-3681	3/8" MIP X TUBE TEE	

28-3750	1/4" MIP x 1/4" TUBE	
28-3751	1/4" MIP x 3/8" TUBE	
28-3853	1/4" MIP x 1/2" TUBE	
28-3677	1/4" MIP x 3/8" TUBE 90'	

28-3608	1/2" MIP x 3/8" TUBE	
28-3644	1/2" MIP x 1/2" TUBE	P81418
28-3653	1/2" MIP x 1/2" TUBE 90'	

28-4720	5/8" X 7/8" JACO FITTING
---------	--------------------------

CAM-LOCK FITTINGS

28-3693	1 1/4" PLUG - CAM LOCK	
28-3691	1 1/4" TUBE X 1 1/4" CAM LOCK MALE	
28-3694	1 1/4" TUBE X 1 1/4" CAM LOCK FEMALE	
28-3695	1 1/4" CAP - CAM LOCK	
28-3690	1 1/4" MIP X CAM LOCK FEMALE	
28-3702	1 1/4" CAMLOCK GASKET	

28-3696	2" MIP X 2" CAM LOCK MALE	
28-3692	2" MIP X 2" CAM LOCK FEMALE	
28-3697	2" FIP X 2" CAM LOCK MALE	
28-3698	2" TUBE X 2" CAM LOCK MALE	
28-3699	2" TUBE X 2" CAM LOCK FEMALE	
28-3700	2" PLUG CAM LOCK	
28-3701	2" CAP CAM LOCK	
28-3703	2" CAMLOCK GASKET	



POOL AND SPA TABLET FEEDERS



A



B



C

RAINBOW AUTOMATIC CHLORINE/BROMINE FEEDERS

IN-LINE FEEDERS

**A 320 Series** - For permanent installation in return line of new or existing pools or spas. Installs in return line on pressure side of pump downstream of all equipment. Standard with 2 in. slip PVC fittings and adapters for 1 1/2" PVC.

**B 300 Series** - Retrofits into existing pools or spas. Operates on pressure side of pump. Uses 1/4" feeder hoses, control valve and fittings.

**300 Series NSF listed for maximum erosion of 1.19 lbs. in 24 hours.**

**320 Series NSF listed for maximum erosion of .67 lbs. in 24 hours.**

RAINBOW LIFEGUARD INLINE OR FREE STANDING CHLORINATORS

**28-0600** #320 INLINE FOR SMALL OR LARGE TABS R171096

**28-0601** #300 FREE STANDING FOR LARGE TABLETS R171016

**28-0602** #302 FREE STANDING FOR SMALL TABLETS R171026

RAINBOW COMMERCIAL AUTOMATIC FEEDERS

Commercial and High Capacity Feeders

**300-29X Series** - Heavy duty 1/2" control valve and tubing optimizes flow and erosion to provide larger amounts of sanitizer. Maximum erosion 8.05 lbs. in 24 hours.

**HC-3300 Series** - High capacity for 1 in. hard plumbing installations. NSF listed for chlorine and bromine.

**HC-3315** maximum erosion 1.22 lbs. per hour chlorine - 0.57 lbs. bromine per hour.

**HC-3330** maximum erosion 2.0 lbs. per hour chlorine - 1.15 lbs. bromine per hour.

**HC-3340** maximum erosion 4.15 lbs. per hour chlorine - 1.73 lbs. bromine per hour.

**28-0603** 300-29X, HOLDS UP TO 13 LBS. 3" TABS 171070

**28-0604** HC-3315, HOLDS UP TO 15 LBS. 3" TABS 171215

**28-0605** HC-3330, HOLDS UP TO 30 LBS. 3" TABS 171230

**28-0606** HC-3340, HOLDS UP TO 40 LBS. 3" TABS 171240

HAYWARD AUTOMATIC CHEMICAL FEEDERS

Efficient and maintenance-free, these durable, corrosion-proof automatic chlorinators and brominators are ideal for new or existing pools or spas and work automatically with your pump and filter system. Uses large or small tablets or sticks, dial control to adjust feeder flow rates.

INLINE CHEMICAL FEEDER

**28-4000** CL100, 1 1/2" FIP, HOLDS 4.2 LBS. 3" TABS CL100

**28-4001** CL200, 1 1/2" FIP, HOLDS 9 LBS. 3" TABS CL200

**28-4002** CL2002S, 2" SKT., HOLDS 9 LBS. 3" TABS CL2002S

SIZING CHEMICAL FEEDERS AND AUTOMATION

Chemical feeders of either tablet or liquid must be properly sized based upon bather loads and feeder output capacity. All feeders are sized by their ability to produce so many pounds per hour or by the day. Feeders are NSF listed and tested to insure they can produce what the manufacture states. Please insure your feeder selection is approved for commercial installation. Most pools and spas must be able to produce 3 pounds or gallons per day of sanitizer per 10,000 gallons of water.

Tablet feeders should be installed with a solenoid valve operated by a chemical controller. Liquid feeders using either low voltage or 120 volts can be controlled as well using a chemical controller. This type of system will allow your facility 24 hour control of your chemical feed system insuring proper chemical levels all day long. You will eliminate the peaks and valleys of hand feeding and reduce chemical consumption by up to 30%.

Chemical feeders controlled by Automatic Controllers regulate how much and how long a chemical feeder will flow chemical at any given time. This is referred to as "on-time". In other words if a tablet feeder is controlled by a solenoid valve the controller will signal the valve to stay on for a preset amount of time. The "on-time" should be set to handle your busiest part of the swimming day. Most controllers will send an alarm if the "on-timer" has been exceeded informing you of a problem. This is typically the result of an undersized feeder or an empty chemical tank.

The Automatic Controller's sample line must be properly installed and we are assuming that the sample water being tested by the controller is a true indication of what is happening out in the pool. A pool test will not always agree with a sample line test. You must check to see how long the feed event takes to get chemical out to the pool and then register on the controller itself. This delay is the result of circulation time, chemical treatment responsiveness, and the sample line lag time. This can be tested by checking the controller after the feeder has turned off and the chemical level increase registering on the controller.

Chemical controllers will analyze your water every three minutes of the day. They can be your best friend during those heavy swim-loads and maintain your pre-set levels to insure your bathers a sanitary and enjoyable day at your facility.

Please contact our sales department to insure a properly selected system will work at your facility.

BIOLAB COMMERCIAL CALCIUM HYPOCHLORITE FEEDERS

**VANTAGE CHLORINATION SYSTEMS** - The Vantage Systems are simple and easy to use. They utilize Vantage Calcium Hypochlorite Tablets to provide consistent, dependable pool water chlorination. The Vantage Systems will give you cleaner, clearer water, less hassle and longer pool and equipment life. TDS build-up with Vantage Tablets is less than half that of bleach. It's the only sanitation process that chlorinates, removes organics, and metals, boost hardness and shock treats., all in one process. The Vantage ACF25 and ACF-250 Systems utilize a closed system design for tablet storage and spray chamber. Spray chamber allows for high feed rates. The ACF-25 can hold up to 25 lbs. of tablets with feed rates up to 30 lbs. per day at the highest settings. The ACF-250 can hold up to 200 lbs. of tablets with feed rates up to 230 lbs. per day at the highest settings. Multiple feeders may be installed to handle larger feed requirements. Feeders are installed in their own by-pass loop downstream from the pool filters and heaters. Each system includes feeder, booster pump and injector kit.

<b>28-3501</b>	ACF-200 (HOLDS 200 POUNDS)	27060VAN
	COMPLETE WITH BOOSTER PUMP	
<b>28-3500</b>	ACF-25 (HOLDS 25 POUNDS)	27040VAN
	COMPLETE WITH BOOSTER PUMP	



ACF-25



ACF-200

VANTAGE SYSTEMS

VANTAGE BROMINATOR SYSTEMS

BROMINATING TABLET FEEDERS

All Brominators are not NSF listed unless they are installed with the items listed below. Please order these items separately. Brominator systems should include brominator, flowmeter, solenoid valve, air vent line, inlet valve, and calibrated outlet valve. Gallons shown are for outdoor pools and spas.

SMALL COMMERCIAL BROMINATORS

Designed for smaller commercial pools and spas, this style brominator features all plastic construction. A transparent lexan lid allows the Vantage Tablet level to be easily checked and a unique closure system makes refilling with Vantage Tablets fast and simple.

<b>28-1800</b>	0 - 15,000, 1.94 p.p.d.,	CR8-14
<b>28-1801</b>	15 - 25,000, 3.98 p.p.d.,	CR8-19
<b>28-1802</b>	25 - 40,000, 6.54 p.p.d.,	CR8-28
<b>28-1803</b>	40 - 60,000, 9.27 p.p.d.,	CR8-35
<b>28-1804</b>	60 - 80,000, 13.0 p.p.d.,	CR8-45

LARGE COMMERCIAL BROMINATORS

Designed for larger pools, this commercial style Brominator features a heavy duty fiberglass tank and a high maximum operating pressure of 75 psi. The tablet brominator can be used on larger pools by simply installing two or more units in parallel.

<b>28-1805</b>	80 - 120,000, 24.8 p.p.d.	CR10-47
<b>28-1806</b>	120 - 220,000, 49.1 p.p.d.	CR13-54
<b>28-1807</b>	220 - 290,000, 09.4 p.p.d.	CR16-65
<b>28-1808</b>	290 - 420,000, 147 p.p.d.	CR21-62



A



B

10-2050  
50 lbs. Cal Hypo Tablets



C

10-5000  
44 lbs. Bromine

POOL AND SPA TABLET FEEDERS





PENTAIR POOL AND SPA LIGHTING SYSTEMS

A AMERILITE with STAINLESS STEEL FACE RINGS

Amerlite, the world standard of reliability for underwater lights, features stainless steel shell, 8-3/8 in. prismatic tempered glass lens, and stainless steel face ring with uni-tension clamp. Amerlites must be installed in American Products Amerlite niches; stainless steel, plastic, or the new QuickNiche.



30-0050	300 WATT 120 VOLT W/15 FT. CORD	784211
30-0052	300 WATT 120 VOLT W/30 FT. CORD	784241
30-0056	300 WATT 120 VOLT W/50 FT. CORD	784281
30-0057	300 WATT 120 VOLT W/75 FT. CORD	78928400
30-0058	300 WATT 120 VOLT W/100 FT. CORD	78928500
30-0059	300 WATT 120 VOLT W/150 FT. CORD	7892700

30-0102	400 WATT 120 VOLT W/15 FT. CORD	78841100
30-0104	400 WATT 120 VOLT W/30 FT. CORD	78444100
30-0108	400 WATT 120 VOLT W/50 FT. CORD	78448100
30-0110	400 WATT 120 VOLT W/75 FT. CORD	7894800
30-0112	400 WATT 120 VOLT W/100 FT. CORD	78949100

30-0060	500 WATT 120 VOLT W/15 FT. CORD	78451100
30-0062	500 WATT 120 VOLT W/30 FT. CORD	78454100
30-0066	500 WATT 120 VOLT W/50 FT. CORD	78458100
30-0067	500 WATT 120 VOLT W/80 FT. CORD	78958200
30-0068	500 WATT 120 VOLT W/100 FT. CORD	78456300
30-0069	500 WATT 120 VOLT W/150 FT. CORD	78457100

AMERQUARTZ LIGHT

Halogen Quartz Lights with Stainless Steel Face Ring

AmerQuartz Halogen Lights, the world standard of reliability for underwater lights, features a stainless steel shell, 8 3/3 in. Prismatic tempered glass lens, and stainless steel face ring with unitension clamp. AmerQuartz must be installed in American Products Amerlite/AmerQuartz niches; stainless steel, plastic, or the new QuickNiche.

30-0086	500 WATT 120 VOLT QUARTZ W/50 FT.	78356200
30-0087	500 WATT 120 VOLT QUARTZ W/75 FT.	78356300
30-0088	500 WATT 120 VOLT QUARTZ W/100 FT.	78356400

30-0076	300 WATT 120 VOLT QUARTZ W/50 FT.	78354200
30-0077	300 WATT 120 VOLT QUARTZ W 75 FT.	78354300
30-0078	300 WATT 120 VOLT QUARTZ W/100 FT.	78354400



ALL  
POOL/SPA  
LIGHTS MUST  
HAVE GFCI  
PROTECTION

Spectrum Amerlite  
(sAm) Spectrum  
AquaLight (SAL)

AMERLITE SPA-BRITE W/LOW WATER SHUT-OFF

SpaBrite lights are available with stainless steel or triple chrome plated brass face rings. This incandescent light is perfect for spas and areas where space is not available for a full size light. Spa Brite lights install in the American Spa Brite/Aqua Light and small plastic niches. Each light comes complete with a red and blue lens cover.

30-0130	100 WATT 120 VOLT W/15 FT. CORD	78101100
30-0134	100 WATT 120 VOLT W/30 FT. CORD	78104100
30-0138	100 WATT 120 VOLT W/50 FT. CORD	78108100
30-0139	100 WATT 120 VOLT W/75 FT. CORD	78107200
30-0137	100 WATT 120 VOLT W/100FT. CORD	78109100
30-0135	100 WATT 120 VOLT W/150FT. CORD	78105500

B AQUA-LIGHTS

Halogen Quartz Light with Stainless Steel Face Ring

Aqua-Lights use halogen quartz bulbs and are designed for installation in American Products Spa Brite/Aqua-Light and small plastic niches. Each light comes with a red and blue Snap-On lens cover.



30-0097	250 WATT 120 VOLT QUARTZ W/50 FT.	77168100
30-0098	250 WATT 120 VOLT QUARTZ W80 FT.	77169100
30-0099	250 WATT 120 VOLT QUARTZ W/100 FT.	77360300

30-0092	100 WATT 120 VOLT QUARTZ W/50 FT.	77118100
30-0094	100 WATT 120 VOLT QUARTZ W/80 FT.	77311100
30-0095	100 WATT 120 VOLT QUARTZ W/100 FT.	77310100

SPECTRUM AMERLITE - SAM AND SAL LIGHTS

C STANDARD SIZE POOL OR SPA MULTI-COLORED LIGHT - 120V

The Spectrum Amerlite (SAM) is the world's first submersible color light for swimming pools and spas. The Spectrum Amerlite delivers a nearly infinite palette of brilliant water colors. Custom mix a color to match the evenings mood or let SAM slowly waltz your pool from color to dazzling color. With twin 4,000 hour tungsten halogen bulbs, SAM delivers white light comparable to the 300W Amerlite.

UL Listed - Brilliant Colors

30-0114	MULTI-COLORED LIGHT, 120 VOLT W/30 FT. CORD	600015
30-0115	MULTI-COLORED LIGHT, 120 VOLT, W/50 FT. CORD	600016
30-0116	MULTI-COLORED LIGHT, 120 VOLT, W/100 FT. CORD	600017
30-0117	MULTI-COLORED LIGHT, 120 VOLT, W/150 FT. CORD	600018

SPA SIZED MULTI-COLORED LIGHT - 120V

Enjoy the dramatic color lighting effects of the Spectrum Aqua Light (SAL) light in your spa. SAL produces a revolutionary 7-color spectrum of color in a small package to fit in the small spa light niche.

UL Listed - Brilliant Colors

30-0123	MULTI-COLORED SPA LIGHT, 120V, W/ 30 FT. CORD	640000
30-0124	MULTI-COLORED SPA LIGHT, 120V, W/50 FT. CORD	640001
30-0125	MULTI-COLORED SPA LIGHT, 120V, W/100 FT. CORD	640002
30-0126	MULTI-COLORED SPA LIGHT, 120V, W/150 FT. CORD	640003


Note: All 120 volt pool and spa lights must be connected to a branch circuit protected by a ground fault circuit interrupter (GFCI)

POOL, SPA AND FOUNTAIN UNDERWATER LIGHTS

PENTAIR FOUNTAIN AND POND FIXTURES

Pentair Fountain Fixtures are the only fixtures that offer true color lighting capabilities, as well as traditional color lighting. When combined with Pentair's Sal automated color lights, this system can bath fountains in a constantly changing spectrum of color. Both large and small fixtures are designed for easy installation and for use with Pentair Pool Products lights only. Large fixture for use with Amerlite and AmerQuartz lights only. Small fixture for use with SAL, AquaLight, and SpaBrite lights listed for fountain use. Base and yoke rotate 360 degrees and pivot 180 degrees. Sturdy cast bronze construction with attractive natural bronze finish.

30-0185	FOUNTAIN FIXTURE FOR LARGE LIGHTS	560000
30-0186	FOUNTAIN FIXTURE FOR SMALL LIGHTS	560001
30-0187	FOUNTAIN NICHE KIT FOR LARGE LIGHTS	560002
30-0188	FOUNTAIN NICHE KITS FOR SMALL LIGHTS	560003



STA-RITE POOL AND SPA UNDERWATERS LIGHTS

SUNGLOW - LARGE INCANDESCENT STAINLESS STEEL POOL AND SPA LIGHT

Tempered, No-glare Lens. Auto Protection - Internal cut-off device protects against over-heating should water level drop. Aims light directly into the pool and prevents rays from leaving the water. UL listed. Improved now with liquid tight connector.



30-0300	300 WATT 120 VOLT W/15 FT. CORD	05532-1015
30-0302	300 WATT 120 VOLT W/30 FT. CORD	05532-1030
30-0304	300 WATT 120 VOLT W/50 FT. CORD	05532-1050
30-0305	300 WATT 120 VOLT W/100 FT. CORD	05532-1100

30-0306	500 WATT 120 VOLT W/15 FT. CORD	05552-1015
30-0308	500 WATT 120 VOLT W/30 FT. CORD	05552-1030
30-0310	500 WATT 120 VOLT W/50 FT. CORD	05552-1050
30-0315	500 WATT 120 VOLT W/100 FT. CORD	05552-1100

HAYWARD LIGHTS

ASTROLITE SERIES

Features a smooth, machined polished stainless steel design. UL listed standard size pool and spa lights.



30-4010	300W 15FT 120V	SP0582SL15
30-4011	300W 30FT 120V	SP0582SL30
30-4012	300W 50FT 120V	SP0582SL50
30-4013	300W 50FT 120V	SP0582SL75
30-4014	300W 100FT 120V	SP0582SL100

30-4015	500W 15FT 120V	SP0583L15
30-4016	500W 30FT 120V	SP0583L30
30-4017	500W 50FT 120V	SP0583L50
30-4018	500W 75FT 120V	SP0583L75
30-4019	500W 100FT 120V	SP0583L100

30-4020	100W 15FT 120V	SP0591HSL15
30-4021	100W 30FT 120V	SP0591HSL30
30-4022	100W 50FT 120V	SP0591HSL50
30-4023	100W 75FT 120V	SP0591HSL75
30-4024	100W 100FT 120V	SP0591HSL100

POOL AND SPA LIGHT REPLACEMENT BULBS

INCANDESCENT STANDARD BASE REPLACEMENT BULBS

30-1120	100W, 12V, FLOODLAMP, R-20
30-1121	100W, 120V, FLOODLAMP, R-20
30-1122	300W, 12V, FLOODLAMP, R-40
30-1134	500W, 120V, FLOODLAMP, R-40
30-1126	300W, 120V, FLOODLAMP, R-40
30-1130	400W, 120V, FLOODLAMP, R-40
30-1128	400W, 120V, GLOBE LAMP

ENERGY  
SAVING

FLUORESCENT POOL AND SPA REPLACEMENT BULBS

Reduce electrical cost by replacing your incandescent pool and spa lights with energy saving fluorescent replacement lights. These pool and spa size lights will fit into most existing pool and spa lights. Fluorescent lights will offer 10,000 hours of operation saving your facility hundreds of dollars each year.

30-1135	FLUORESCENT POOL LIGHT BULB AQUA 28	CBL28
	FITS MOST PENTAIR AMERLITE FIXTURES	
30-1133	FLUORESCENT POOL LIGHT BULB AQUA 26	CBL26
	FITS MOST STAR-RITE - SWIMQUIP FIXTURES	
30-1136	FLUORESCENT SPA LIGHT BULB AQUA 13	CBL20
	COMPLETE FIXTURE - SPECIFY CORD LTH.	

CALL OUR SALES STAFF  
FOR TECHNICAL ASSISTANCE



1-800-464-7762



POOL AND SPA ELECTRICAL SUPPLIES



■ INTERMATIC TIME CLOCKS AND TIMERS

■ INTERMATIC 24 HOUR ELECTRONIC TIME SWITCH

These complete 24-hour clock and enclosures provide the same dependable performance as the T101 and T104 series mechanical switch...plus-to-the-minute programing and reduced energy cost. Up to 4 on/off events per 24 hour period. 30 amps maximum. Plastic NEMA enclosure.

30-1721	ET-101C ELECTRONIC TIMER, 120 VOLT	EP101CP3
30-1731	ET-104C ELECTRONIC TIMER, 240 VOLT	EP104CP3

■ INTERMATIC 24 HOUR MECHANICAL TIME SWITCHES

These heavy duty mechanical time switches are designed for industrial, commercial and residential applications and have the highest motorload ratings in the industry. All clocks are equipped with on-off trippers and they are available in either plastic or metal indoor-outdoor enclosures.

■ 24 HOUR MECHANICAL CLOCK, 125 VOLT

30-1701	125 VOLT, BEIGE STEEL OUTDOOR CASE	T101R3
30-1705	125 VOLT, GRAY STEEL OUTDOOR CASE	T101R
30-1704	125 VOLT, BEIGE PLASTIC OUTDOOR CASE	T101P3
	125 VOLT, W/ HEATER CUTOFF SWITCH, BEIGE	T101P201
	PLASTIC OUTDOOR CASE	

■ 24 HOUR MECHANICAL CLOCK, 208-277 VOLT

30-1715	208-277 VOLT, GRAY STEEL OUTDOOR CASE	T104R
30-1712	208-277 VOLT, BEIGE PLASTIC OUTDOOR CASE	T104P3
30-1710	208-277 VOLT, BEIGE STEEL OUTDOOR CASE	T-104R3
30-1714	208-277 VOLT, W/ HEATER CUTOFF SWITCH, BEIGE	T104P201
	PLASTIC OUTDOOR CASE	

■ INTERMATIC SINGLE CIRCUIT FREEZE PROTECTION CONTROLS

These freeze protection controls are designed to protect the pool and spa equipment and plumbing against freeze damage. They turn on the pump and the heater when the outdoor temperature drops below the temperature set by the user adjustable thermostat. Model without timer connected to a timing device and together, they control operation of the equipment as well as protection from freezing.

30-1735	120/240 VOLT, THERMOSTAT ONLY, BEIGE PLASTIC	PF1103
	OUTDOOR CASE	

**B** ■ INTERMATIC SPRING WOUND TIMERS

Automatic shut-off timers. These energy saving timers use no electricity to operate. Commercial timers with brushed aluminum time dial and white knob. Turn off equipment automatically. Switches rated at 125 volt and 250 volt on each pole.

30-1741	15 MINUTE TIMER	FF15MC
30-1742	30 MINUTE TIMER	FF30MC
30-1743	60 MINUTE TIMER	FF60MC
30-1756	TIMER KNOB	

■ INTERMATIC REPLACEMENT TIMER MECHANISMS

These heavy duty timer replacement switches are designed for industrial, commercial and residential applications. All mechanical models include on set of on-off trippers and can be installed in all Intermatic enclosures.

REPLACEMENT MECHANISM - 125 VOLT

30-1720	MECHANISM ONLY, 125 VOLT	T101M
30-1722	MECHANISM ONLY, 125 VOLT - W/TIME DELAY	T101M201
30-1708	MECHANISM ONLY, 125 VOLT - DPST	T103

■ REPLACEMENT MECHANISM - 208-277 VOLT

30-1730	MECHANISM ONLY, 208-277 VOLT	T104M
30-1732	MECHANISM ONLY, 208-277 VOLT W/TIME DELAY	T104M201

**A** ■ REPLACEMENT MECHANISM - 7-DAY SINGLE CIRCUIT DIGITAL TIMER

The compact electronic timer mechanism can be installed in all Intermatic enclosures. Saves up to 50 dollars per year in energy cost running a standard time clock motor. It provides up to 8 different ON-OFF operations for each day of the week with digital accuracy, and can maintain settings if power is lost. Light indicator illuminates when timer is in on position. Continuous ON, OFF or Auto modes.

30-1736	P7101ME 120VOLT, ONE HP	P7101ME
30-1737	P7102ME 240 VOLT, THREE HP	P7102ME
30-1738	P7103ME 120/240 VOLT, THREE HP	P7103ME



INTERMATIC POOL AND SPA CONTROL CENTERS

■ 1000 SERIES 40 AMP CONTROL CENTER

These controls feature an all-weather enclosure and contain one or two heavy duty timer mechanisms. In addition, the enclosure has provision to install switches or GFCI receptacle on the side and additional switches inside.

30-1702	SUB PANEL, 100AMP, W/TWO 120V CLOCKS	T10101R
	10" X 10" X 4.5" OUTDOOR ENCLOSURE	

■ 2000 SERIES 60AMP CONTROL - SUBPANEL CENTER

These control centers feature an all-weather enclosure and contain a 4 circuit breaker base, an equipment grounding bar and a mechanical timer. The circuit breaker base accepts interchangeable type breakers from variuos manufactures. In addition, the enclosure has provision to install switches or GFCI receptacle on the side and inside.

30-1703	SUB PANEL, 60 AMP, W/ONE 208-240V CLOCK	T20004R
	10" X 10" X 4.5" OUTDOOR ENCLOSURE	

■ 3000 SERIES 100 AMP CONTROL - SUBPANEL CENTER

The 3000 series control centers reduce installation cost and provide all of the electrical requirements for any pool-spa installation. They offer an all-in-one electrical control center which can be custom wired and eliminate the need for other junction boxes or service panels.

	16.5" X 10.5" X 4.5" OUTDOOR ENCLOSURE.	
30-1700	SUB PANEL, 100 AMP, W/ONE 208-240V CLOCK	T30004R
30-1706	SUB PANEL, 100 AMP, W/ONE 120V & ONE 220V	T30401R

■ 4000 SERIES 125 AMP CONTROL - SUBPANEL CENTER

30-1619 SUB PANEL, 125 AMP, ENCLOSURE ONLY T40000R

20" X 12" X 4.5" OUTDOOR ENCLOSURE



RAYPAC POOL AND SPA HEATERS

**A** ■ RP2100 ASME COMMERCIAL SERIES POOL AND SPA HEATERS

These commercial rated pool and spa heaters are available in natural gas and propane models. Heaters are standard with digital LCD for temperature control and heater settings. 2" glass lined headers allow for maximum flow. Microprocessor controls diagnostic readout and continuously monitors operational status. Unitherm Plus governor eliminates condensation. 125# pressure relif valve included. All heaters certified by AGA for minimum heater efficiency of 82%. Heater listed are for 0-4000 elevation.

■ DIGITAL WITH ASME HEADERS, ELECTRONIC IGNITION, NATURAL GAS

32-0291	185,000 BTU STACKLESS TOP	C-R185A-EN
32-0292	265,000 BTU STACKLESS TOP	C-R265A-EN
32-0293	335,000 BTU STACKLESS TOP	C-R335A-EN
32-0294	405,000 BTU STACKLESS TOP	C-R405A-EN

LoNox heaters are approved for Southern California installation only.

■ DIGITAL LO NOX WITH CAST IRON HEADER, ELECTRONIC IGNITION, NATURAL GAS ASME

32-0281	185,000 BTU STACKLESS TOP	C-R185-EN #30
32-0282	265,000 BTU STACKLESS TOP	C-R265-EN #30
32-0283	335,000 BTU STACKLESS TOP	C-R335-EN #30
32-0284	405,000 BTU STACKLESS TOP	C-R405-EN #30



**C** ■ RAYPAC HI DELTA COMMERCIAL BOILERS

Indoor or outdoor installation. Ultra-Low Nox. 84% thermal efficiency. Cupro-Nickel tubes, Bronze headers, vent through the top or back of heater. Only 1" wall clearance needed, stackable. Small vent sizes. Trueseal Direct venting. Stackable without enlarged footprint. ASME certified. Listed heater are for 0-4000 elevation.

■ HI DELTA 302-902 LOW NOX COMMERCIAL HEATERS

32-1400	302,000 BTU HEATER	P-302
32-1401	402,000 BTU HEATER	P-402
32-1402	502,000 BTU HEATER	P-502
32-1403	652,000 BTU HEATER	P-652
32-1404	752,000 BTU HEATER	P-752
32-1405	902,000 BTU HEATER	P-902

■ HI DELTA 992-2342 LOW NOX COMMERCIAL HEATERS

32-2076	992,000 BTU HEATER	P992
32-2077	1,262,000 BTU HEATER	P1262
32-2078	1,532,000 BTU HEATER	P1532
32-2079	1,802,000 BTU HEATER	P1802
32-2081	2,072,000 BTU HEATER	P2072



**B** ■ RAYPAC RAYTHERM COMMERCIAL POOL HEATERS

RayPak Raytherm heaters do not meet AQMD Air Quality Standards and cannot be installed in certain California counties. (Orange, Los Angeles, Riverside and San Bernardino Counties) Heaters may be installed indoors or outdoors. Models 514-824 include California Safety Controls.

32-2040	514,000 BTU INDOOR OR OUTDOOR	001429
32-2041	624,000 BTU INDOOR OR OUTDOOR	001430
32-2042	724,000 BTU INDOOR OR OUTDOOR	001431
32-2043	824,000 BTU INDOOR OR OUTDOOR	001432

32-2044	962,000 BTU INDOOR ONLY	001346
32-2045	1,125,000 BTU INDOOR ONLY	001347
32-2046	1,223,000 BTU INDOOR ONLY	001348
32-2047	1,336,000 BTU INDOOR ONLY	001349
32-2048	1,468,000 BTU INDOOR ONLY	001350
32-2049	1,631,000 BTU INDOOR ONLY	001351
32-2050	1,826,000 BTU INDOOR ONLY	001352





COMPETITIVE SWIMMING EQUIPMENT



COMPETITOR RACING LANES

COMPETITOR Racing Lanes patented flow-through design controls water turbulence by allowing wave energy to be dispersed and channeled along the length of the lane. Each COMPETITOR lane consists of a series of 4" or 6" polyethylene disks and donuts assembled on a vinyl coated, stainless steel cable. Each disc is designed to rotate independently of others, thus allowing the wave energy to be absorbed and dispersed within the channel of the lane. This wave reduction optimizes pool conditions for training and competition. Shipped fully assembled and meeting all FINA, USS, NCAA and High School standards.

**Standard Colors** - Red, White, Blue, Green, Yellow  
**Special Colors** - Black, Brown, Maroon, Orange, Purple

Assembly of each lane is completed at one end with a bronze nickel plated spool encased in a stainless steel tension mechanism to provide customized adjustment of lane torque. The other end has a stainless steel spring assembly to maintain equal pressure during use.

Color choices are listed above. It is suggested that at least two colors be used, with 5 meters from each end of the pool being distinct in color pattern from the remainder of the lane. FINA requires a backstroke turn marking of a contrasting color 15 meters from the end.

"Gold Medal" 6" lanes are also available or special order lengths of standard 4" lanes.

COMPETITOR 4" RACING LANES - FULLY ASSEMBLED

38-0420	60 FOOT LANE	200-329000
38-0422	75 FOOT LANE	200-330000
38-0424	25 METER LANE - (82 FEET)	200-331000
38-0426	50 METER LANE - (165 FEET)	200-332000

38-0410	7 FOOT DISCONNECT	200-339000
38-0411	14 FOOT DISCONNECT	200-340000
38-0412	25 METER LANE W/ DISCONNECT TO 1-75 FOOT	200-341000
38-0413	50 METER LANE W/ DISCONNECT TO 2-75 FOOT	200-342000
38-0414	50 METER LANE W/ DISCONNECT TO 1-75 FOOT AND 1- 25 METER LANE	200-343000

COMPETITOR WATER POLO RINK (FINA SETUP)


38-0415	RINK FOR 50M X 25YD POOL (MENS)	200-999AAA
38-0416	RINK FOR 50M X 25YD POOL (WOMENS)	200-999BBB



COMPETITOR FLOATING WATER POLO GOALS

An extremely solid aluminum frame that easily folds up for storage. Foam filled special floats ensure an optimal position in the water. Crossbar and posts are finished in a white appliance enamel. Complete with nets and counter balance weights.

38-0417	FLOATING WATER POLO GOALS - EACH	200-999WPG
38-0418	WATER POLO GOAL NET EACH	200-999NET



ANTI WAVE SUPERTENSIONER LANE LINE "TAKE UP"

The SUPERTENSIONER is easy to adjust - all you need to do to tension your lane line is a twist of the wrist. No more frayed cables wrapped around a cable drum. No ratchet wrench needed or the worry of the loss of tension from the old take-up reel. Will fit any manufactures lanes.

38-0515	SUPERTENSIONER	AW0055
---------	----------------	--------

ANTI WAVE "CASCADE" WALL GOAL

The Cascade wall goal is the most popular deck-mounted competitive water polo goal in the country, proven over 25 years of installtion in thousands of pools nationwide. All metal components are made of corrosion resistant aluminum extrusion or tube. The net is tough polypropylene mesh, with heavy-duty canvas backing. The rear support arms are fully adjustable vertically and horizontally to fit many existing deck anchors. Anchors not included.

38-0510	CASCADE WALL GOAL, DEEP END - 48.5"	AW0145
38-0511	CASCADE WALL GOAL, SHALLOW END - 66"	AW0155
38-0512	WALL GOAL ANCHORS, PAIR	AW0175



A



A

COMPETITOR STOR-LANE REEL AND COVER

Reel can hold up to 540' of 4" lanes or 330' of 6" lanes. Framework is electroplated aluminum supporting thermoplastic reel assembly.

38-0428	STORE LANE REEL	200-350
38-0429	STORAGE LANE COVER	200-351



COMPETITOR PACE CLOCKS

38-0470	31" BATTERY MODEL ( ONE AA BATTERY)	200-300
38-0472	31" BATTERY MODEL WITH STAND	200-301
38-0473	31" ELECTRIC MODEL - 110V	200-302
38-0475	31" ELECTRIC MODEL WITH STAND	200-303
38-0490	15" PACE CLOCK - RED BATTERY MODEL	200-400
38-0491	15" PACE CLOCK - WHITE BATTERY MODEL	200-405


38-0495	41" X 38" X 6" RACE TIME PACE CLOCK (110V)	200-313
---------	--	---------



COMPETITIVE SWIMMING EQUIPMENT



B



B

COMPETITOR ACCESSORIES

38-0520	BACKSTROKE FLAGS, EACH 12" X 18"	
38-0521	3/16" BRAIDED NYLON CORD, PER FOOT	200-827
38-0522	ZINCPLATED SWIVEL HOOK, EACH	200-828
38-0523	DIVING FLASH CARD SET - PLASTIC	200-630

38-0525	SWIM GOGGLES, ORIGINAL SWEDISH	200-850
38-0526	SWIM GOGGLES, SWEDISH METALLIZED	200-850L
38-0527	LEG FLOATS, ONE PIECE SOFT POLYSTYRENE	200-825
38-0528	WRIST BANDS, PACKS OF 100	60353

Note: Please specify color choice for items listed above



RACING LANES REPLACEMENT PARTS

38-0432	RATCHET TIGHTER TAKE-UP REEL	200-200000
38-0436	RATCHET TAKE UP WRENCH	200-202000
38-0440	CABLE PER FOOT-3/16" S.S.	200-210000
38-0442	COMPETITOR BODY SEGMENT	200-347000

RED-WHITE-BLUE-GREEN

38-0444	COMPETITOR END SEGMENT (4 PER FT)	200-348000
38-0446	EXTENSION HOOKS-S.S. 1/4" X 2"	200-000080
38-0448	EXTENSION HOOKS-S.S. 1/4" X 8"	200-240000
38-0450	EXTENSION HOOKS-S.S. 1/4" X 14"	200-241000



AQUA VAC AUTOMATIC COMMERCIAL POOL CLEANERS



KING SHARK

Updated new look for Aqua Vac's smaller commercial unit, now equipped with easier to clean filters. The KingShark performs with the same ease and efficiency of larger Aqua Vac units. It is fully automatic, completely self-contained and requires no special hookup or hoses. Place the unit in the pool, plug into any standard GFCI outlet and watch it go to work. The KingShark cleans pools up to 30' x 60' in less than three hours. The removable filters rinse clean in minutes. 115 volts.

38-1300 KINGSHARK - 100' CORD LENGTH 9535D

KINGSHARK2

Aqua Vac's KingShark2 tackles the most demanding pools and makes even the toughest job easier. The KingShark2 is fully automatic, completely self-contained and doesn't require any hoses or special filter hook-ups. Its AV Twister option allows the KingShark2 to maneuver the entire pool while avoiding obstacles and minimizing cord twisting. It completely cleans an Olympic size pool in less than five hours. Removable filters rinse clean in minutes. The KingShark2 is built to clean and designed to last with heavy-duty performance for those who demand reliability, serviceability, and dependability. 115 volts.

38-1301 KINGSHARK2 - 150' CORD LENGTH 9830D



KINGSHARK2 PLUS

This world class performer has all the outstanding features of the KingShark2 plus gives you the option of spot cleaning or quick clean-up using the wireless, handheld remote control. Additional features include a control box with a built-in digital timer for over-night cleaning, AutoTurn feature, a caddy cart, and an extra set of filter cartridges. AutoTurn allows the KingShark2 Plus to maneuver around the entire pool without getting caught in lane markers or stuck in unusual corners. The Caddy Cart allows for the mounting of the control box, portability and easy storage. 150' cord length/ with swivel. 115 volts.

38-1302 KINGSHARK 2 WITH SWIVEL 9850D  
38-1303 KINGSHARK 2 PLUS WITH SWIVEL 9860D



TIGERSHARK

The TigerShark "attacks" in an organized pattern. By reading and calculating the size and shape of the pool, it programs itself into the most time and energy efficient cleaning pattern for a spotless pool. It's powerful on-board pump sucks up dirt and debris while roving the bottom of the pool, the walls, inclines and steps for a pool that sparkles from rim to rim. The TigerShark is the only portable robotic cleaner to feature an easy clean cartridge filter. Simply remove it from the bottom of the machine, then rinse and clean with a garden hose.

115 or 220 VAC - Work cycle 3-hours.  
38-1309 TIGERSHARK - 55' CORD 9950



TIGERSHARK2

The TigerShark2 calculates the size and shape of the pool and programs itself into the most time and energy efficient pattern for a spotless pool. With a preset 10-hour cleaning cycle and a powerful on-board pump, The TigerShark2 sucks up dirt and debris while roving the bottom of the pool, the walls, inclines and steps for a pool that sparkles from rim to rim. 115 or 220 VAC - Work cycle 7-hours.

AQUA VAC AUTOMATIC COMMERCIAL POOL CLEANERS



AQUAVAC PORTABLE SERVICE CLEANERS

The battery (12 volt marine) operated AquaVac service unit is totally self-contained eliminating the use of conventional pump driven vacuum hoses and set up time. Using the AquaVac greatly reduces the frequency of filter cleanings and clogged skimmer baskets as all dirt and debris (fine sand particles, leaves, rocks etc.) is vacuumed into the units self- contained high capacity and easy to clean filter bag. The commercial AquaVac 30" cleaning head will reduce cleaning time by as much as 50%, allowing your staff for other responsibilities. Each AquaVac unit is shipped with a marine battery and battery charger pre-mounted. This allows the AquaVac user the most flexibility during cleaning without the worry of electrical connections. Simply re-charge while the unit is stored. Both units are shipped with a caddy cart, the service unit comes with truck and trailer mount.

38-1000	21" MANUAL HANDHELD - 40' CORD LENGTH	9160
38-1000	21" SERVICE MODEL - 40' CORD LENGTH	9130
38-1001	30" COMMERCIAL UNIT - 60' CORD LENGTH	9150



AQUAVAC ACCESSORIES

A CADDY CART

Allows you to easily transport your vac from storage, the garage or shed right up to the edge of the pool. Aluminum frame cart with neoprene wheels. Comes standard with handy cord hanger. Fits MakoShark, KingShark and TigerShark models.

38-1310 AQUAVAC CADDY CART 99385

B HOIST

Removable and lightweight. Simply place in ladder or rail anchor socket, attach your KingShark2 onto hook and lower into pool for a quick and easy cleaning.

38-1311 AQUAVAC HOIST 3900



B

A

C

C FILTER CARTRIDGE REPLACEMENT PAIR

For the TigerShark series cleaners. Patented easy-clean filter cartridge system - no messy bags to deal with. Simply remove from the bottom of your TigerShark after each use and rinse dirt and debris away with a garden hose.

38-1851 AQUAVAC FILTER CARTRIDGE PAIR 70101

A





## CERTIFIED PUBLIC POOL/SPA OPERATORS COURSE



The demand for Certified Pool/Spa Operators (CPO) continues to grow. Increased popularity of swimming and innovative aquatic programs have resulted in new facilities with unique design features that require specialized operational and maintenance standards and practices. The annual increase in new swimming pools – from multimillion dollar, multipool aquatic centers to spas and portable swimming pools – increases the need for professionally trained operators who have the technical knowledge and practical experience necessary to fill these requirements. The Certified Pool/Spa Operator (CPO) represents a profession that is important to the growth of swimming and to the benefits gained from it. The Certified Pool/Spa Operator (CPO) is responsible not only for the function and operation of the facility, but also for its acceptance by the community in which it is located and by its patrons, present and potential.

The National Swimming Pool Foundation introduced the CPO program in 1972 to assure pool and spa owners from residential to Olympic-sized municipal pools that their facilities are under the supervision of a “professional.”

State and local health officials are recognizing the need for education and certification of pool operators to assure both the required standards and quality of serv-

ice of every aquatic facility. Health departments are encouraging (some requiring) educational programs and introducing legislation requiring professional preparation and certification of pool and spa operators of public facilities.

The Certified Pool/Spa Operator (CPO) program of the National Swimming Pool Foundation has gained in momentum and support. With the introduction of the CPO training and certification program and publication of the NSPF Pool/Spa Operators Handbook, we have certified more than 60,000 CPO's. The program has been welcomed by the pool and spa industry and national aquatic agencies and has found acceptance and support from governmental agencies and health departments for its contributions in the protection of health and safety to the swimming public.

The past economic impact of the pool industry and an even greater increase in the number of pools, spas, and water parks demonstrates the importance of the use of water for recreation and the urgent need for qualified operators.

We are pleased to offer the CPO course throughout the year. Please fill out our enrollment form and fax to our offices. We will get back to you with a class schedule and location.



Certified Pool/Spa Operators (CPO) are required to improve their abilities and knowledge by attending classes and workshops or clinics, and they must have successfully completed a written examination that demonstrates that the knowledge necessary to properly operate a public swimming pool/spa in a safe and sanitary manner. A thorough knowledge of the laws and rules established by regulatory bodies regarding pool/spa operation is required. The certificate awarded to a Certified Pool/Spa Operator (CPO) demonstrates to the public that the holder has satisfactorily completed the approved CPO and therefore is eligible to perform the functions of a pool operator.

Once certified and registered, the pool/spa operator's obligation have just begun. Rules governing design, operation, purification and sanitation will vary from state to state. Rules are also updated from time to time. It is the responsibility of the Certified Pool/Spa Operator to be knowledgeable about these regulations and to keep updated on any changes in them.

### Attending the CPO Certified training your will become familiar and must:

- Understand current codes and practices established by local Health Codes
- Test and adjust water chemistry to meet local standards
- Maintain and interpret operational and recirculation efficiency of various filters and filter media systems
- Inspect and assure cleanliness and appearance of the general pool area
- Maintain and sanitize locker rooms, restrooms, showers and pool decks
- Check and interpret gauges, flow meters and monitoring equipment for operational efficiency
- Understand practices for pumps, suction lines, drains, piping, and all other components of the pool/spa system
- Be current in the developments of new pool equipment, facility designs and operational techniques
- Understand the importance of a good working relationship with the local health inspector
- Understand the responsibility a CPO has towards the swimming public to operate a safe and sanitized facility

**Fees:** \$395.00 CPO Book will be given at the class  
Students must bring highlighter and calculator

**Class Hours:** Classes begin promptly at 8:30A.M. and end at 5P.M.

### Class attendance is mandatory both days

Space is limited. Please complete this form and fax back to Waterline Technologies Fax# 714-564-9700. Registration must be accompanied by payment in the form of a purchase order, check or credit card. If paying by check please make check payable to Waterline Technologies. Please mail to the address listed below.

**Location:** Waterline Technologies  
620 North Santiago Street  
Santa Ana, CA 92701  
**If you have any questions please contact our sales department at 800-464-7762**

Name: \_\_\_\_\_ Title: \_\_\_\_\_

Company: \_\_\_\_\_ Phone: (\_\_\_\_\_) \_\_\_\_\_

Company Address: \_\_\_\_\_

City: \_\_\_\_\_ State: \_\_\_\_\_ Zip: \_\_\_\_\_

Home Phone: (\_\_\_\_\_) \_\_\_\_\_ Daytime Fax: (\_\_\_\_\_) \_\_\_\_\_



COMMERCIAL ORDER FORM

Waterline Technologies, Inc.



Visit our website at [www.waterlinetech.com](http://www.waterlinetech.com) for on-line request for quotation

<b>MAIN OFFICE</b> 620 North Santiago Street Santa Ana, CA 92701 <b>Tel:</b> 714-564-9100 <b>Fax:</b> 714-564-9300	<b>PALM DESERT BRANCH</b> 42-570 Melanie Place Palm Desert, CA 92211 <b>Tel:</b> 760-674-0995 <b>Fax:</b> 760-674-0952	<b>LAS VEGAS BRANCH</b> 300 Coconut Grove Ct. Las Vegas, NV 89145 <b>Toll-free phone:</b> 800-464-PSOC <b>Toll-free fax:</b> 702-360-3242 <b>Local phonel:</b> 702-604-2857
--	--	--

1

**BILL TO:** (Please print)

Account Name:

Address:

City:

State:

Zip:

Phone #:

Ext:

Fax #:

Contact Name:

2

**SHIP TO:** (Use only if different address)

Facility Name:

Address:

City:

State:

Zip:

Phone #:

Ext:

Fax #:

Contact Name:

3 WE WILL RETURN YOUR REQUEST WITH PRICING CONFIRMATION WITHIN ONE HOUR

Quantity	Item Number	Color	Description	Price Each	Total Price
1					
2					
3					
4					
5					
6					
7					
8					
9					
10					
CUSTOMER COMMENTS				Sub-total	
				Tax*	
				<small>*If tax exempt, please submit certificate.</small>	
				Shipping & Handling	
				4 TOTAL	

THANK YOU FOR YOUR ORDER.  
Please fax to: 800/688-5558 or 714/564-9300

Signature: Exp. date: Account #: Purchase Order #:

Waterline Technologies, Inc.

Waterline Technologies, Inc.

Water Treatment Technologies

PSOC  
Swimming Pool Equipment and Chemicals